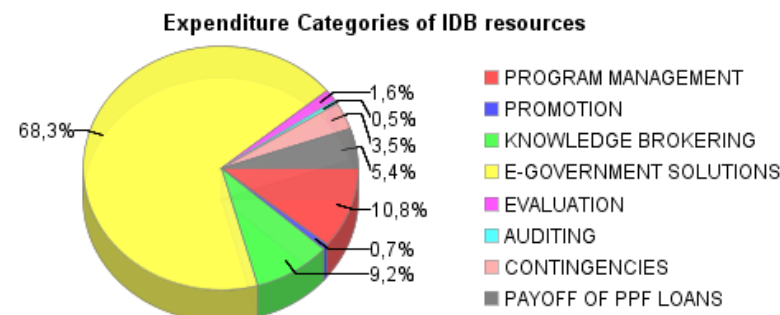
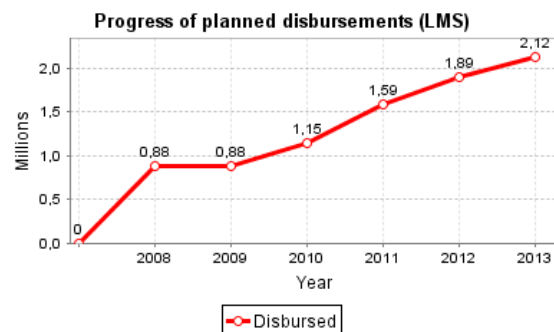
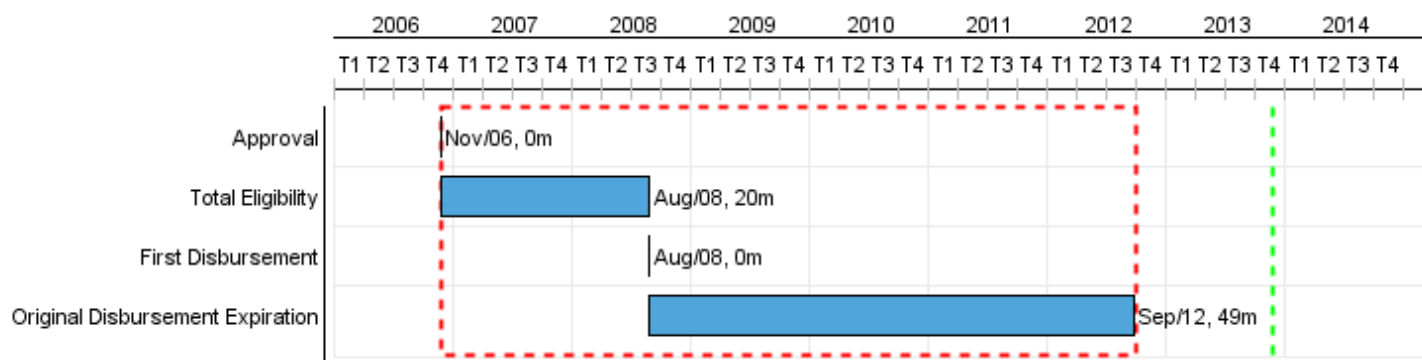


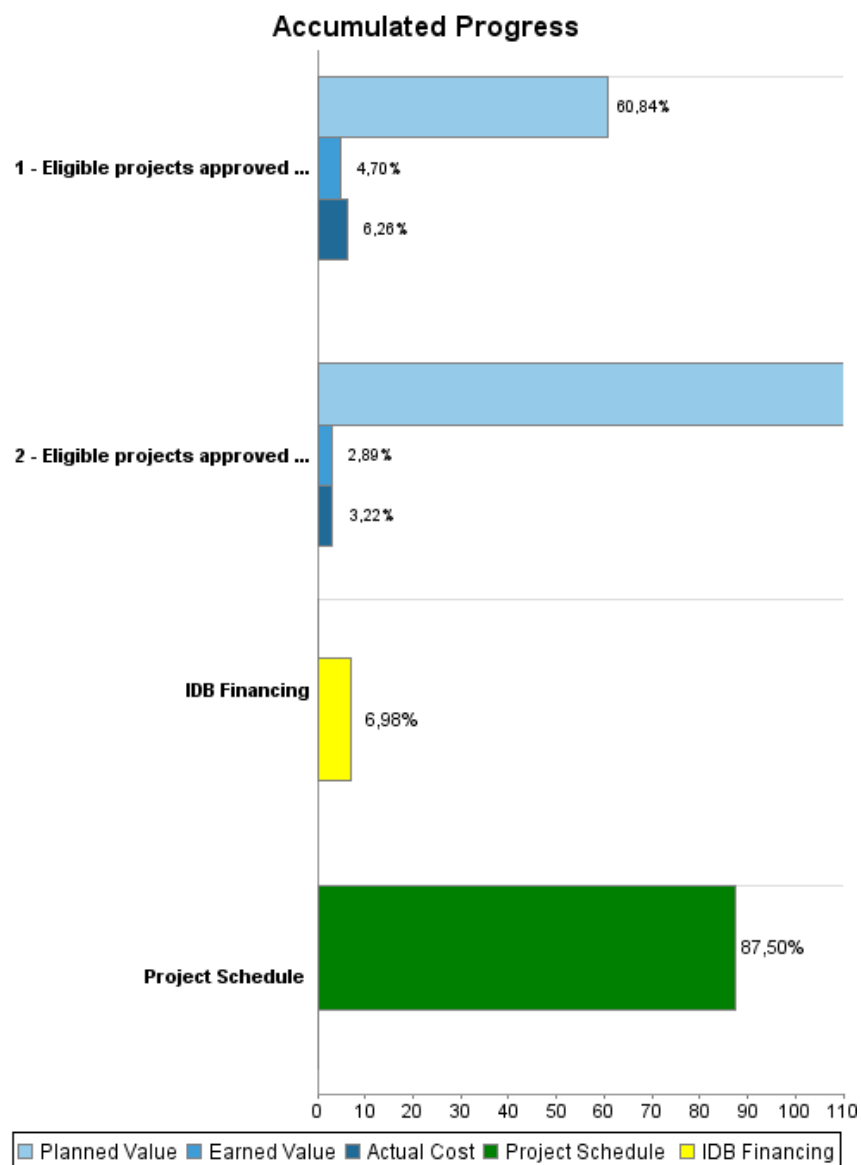
Summary Report

Basic Data		Available Funds (US\$)		Total Cost and Source	
Executing Agency (EA):	Ministry of Public Administration and Information				
Sector:	REFORM / MODERNIZATION OF THE STATE-E-GOVERNMENT				
Loan Number(s):	1808/OC-TT	Current Approved Amount:	28.000.000,00	Original IDB:	28.000.000,00
Stage:	Approved	Disbursed Amount to Date:	1.955.611,40	Current IDB:	28.000.000,00
Operation Type:	INV - Investment	% Disbursed:	6,98	Pari-passu:	80,00
Related Operation(s):	TT-L1004	Balance:	26.044.388,60	Co-Financing/Country:	7.000.000,00
Operation Subtype:	ESP - Specific Investment Operation			Original Estimate:	35.000.000,00
				Amortization Period (months):	228

Project Environmental and Social Impact Category	Reformulation	Validation
Project Environmental and Social Impact Category: C(R)	() Was the objective(s) of this project reformulated?	Validated by Division Chief: 08-oct-2013 Validated by Country Representative: 08-oct-2013



Accumulated Progress as of 2013



Outcomes

Outcome:	Public perception of public services improved (efficiency).
Suppositions:	Following staff performance improved and technical skills transferred, one should expect a significant positive impact in the effectiveness of the areas of public institutions participating in the project.
Comments:	The loan proposal did not specify outcome indicators for the overall program. It is worth noting that the results matrix was 'retrofitted' in August 2008 following an indicators workshop agreed with the Executing Agency.

Indicator	Unit of Measure	Baseline	Baseline Year		2006	2007	2008	2009	2010	Accumulated 2011 - 2012	End of project
Users of public service (education) satisfied with the final outcome	%	70,00	2008	P			70,00	71,00	72,00	148,00	75,00
				A			70,00	71,00	73,00		
Users of public services (health) satisfied with the quality of the service	%	34,00	2008	P			34,00	34,00	35,00	71,00	36,00
				A			34,00	22,00	23,00		
Users of public services (overall service delivery modernization) say service got better over the past 5 years	%	28,00	2008	P			28,00	28,00	29,00	60,00	30,00
				A			28,00	24,00	17,00		
Average cost per user	%		2008	P							
				A							
Average time required to complete a public service transaction for prioritized public services	Days		2008	P							
				A							
Scoring of the World Economic Forum indicators for "e-government readiness"	Points (Scoring)	0,17	2005	P	0,13	0,09	0,05	1,00	1,04	2,17	1,09
				A	0,51	3,35	3,73	3,65			
Scoring of the World Economic Forum indicators for "government usage of ICT".	Points (Scoring)	0,68	2005	P	0,63	0,58	0,53	0,48	0,43	0,74	0,36
				A	1,26	2,97	2,89	3,04			
Interactive services.	Services	5,00	2008	P							9,00
				A							
Transactional services delivered online.	Services		2008	P							3,00
				A							
Users of interactive services.	%		2008	P							
				A							
Users completing online transactions.	Users		2008	P							
				A							

Outputs: Annual Physical and Financial Progress 2013

Description	Unit of Measure	Physical				Financial			
		Planned	Actual	Accumulated units	EOP units	Planned	Actual	Accumulated costs	EOP costs
DEMAND-DRIVEN PROJECTS for institutional strengthening implemented [original title before associating operations was only 'Knowledge Brokering']									
Eligible projects approved and funded	Projects	4,00			8,00	2.000.000,00	117.000,00		7.503.200,00
DEMAND-DRIVEN PROJECTS for human and organizational capacity strengthening through e-government solutions designed and implemented [original title before associating operations was 'e-Government solutions']									
Eligible projects approved and funded [includes interactive services online, and online transactional services]	Projects	8,00			18,00	8.374.076,58	62.000,00		18.836.076,58
Administrative Costs									
Program Management - including project implementation unit staff	N/A						305.000,00		3.038.000,00
Promotion									
Develop a comprehensive promotion campaign and mechanisms to disseminate the results of the program	N/A								200.000,00
Evaluation									
Evaluation of the complementarity criteria	N/A								435.000,00
TOTAL						10.374.076,58	484.000,00		30.012.276,58