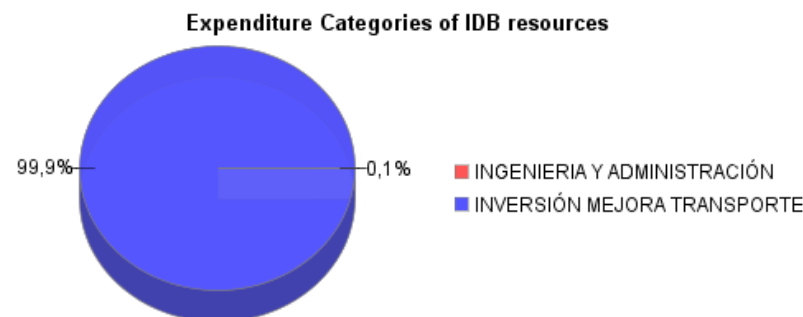
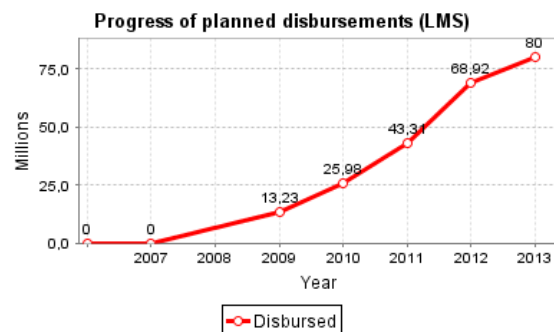
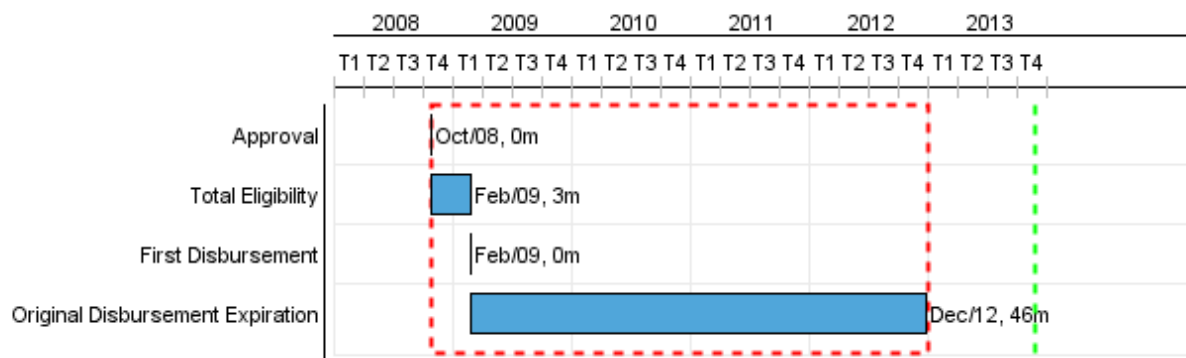


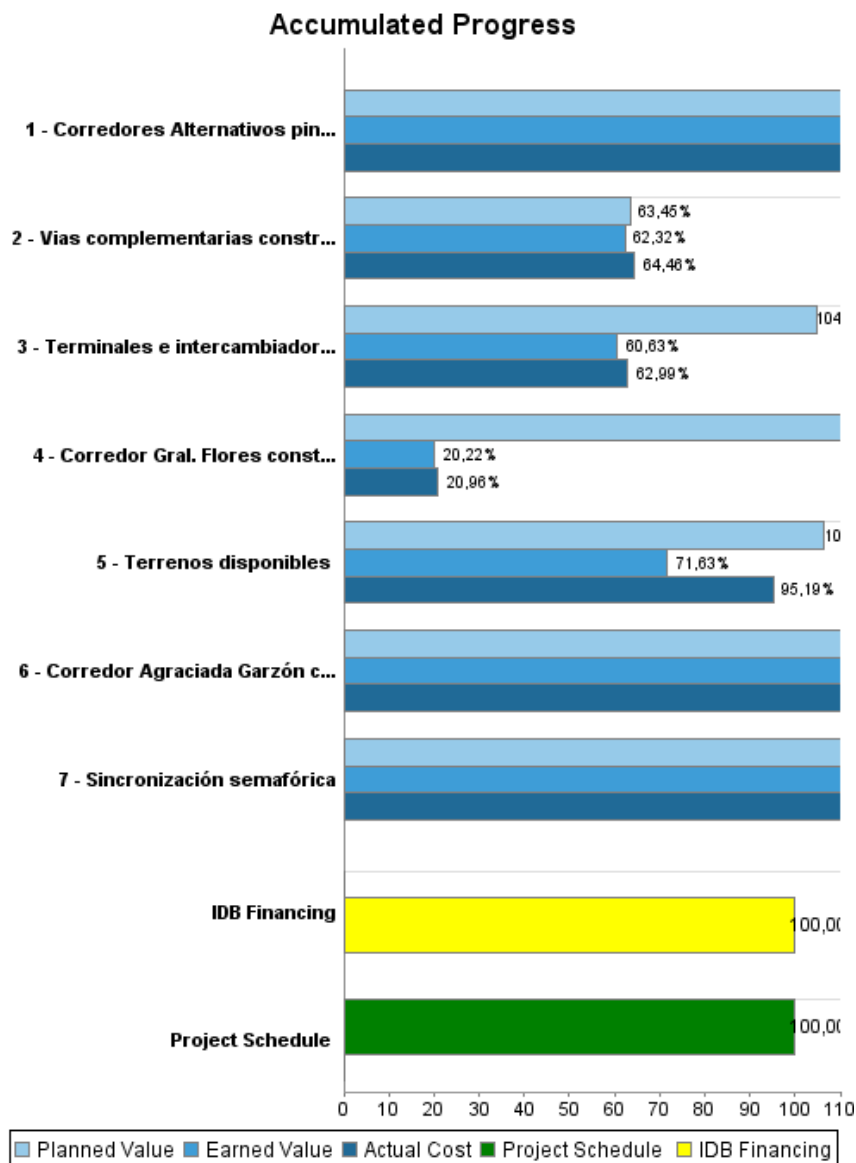
Summary Report

| Basic Data | | Available Funds (US\$) | | Total Cost and Source | |
|------------------------|-------------------------------------|---------------------------|---------------|-------------------------------|----------------|
| Executing Agency (EA): | INTENDENCIA MUNICIPAL DE MONTEVIDEO | | | | |
| Sector: | TRANSPORT | | | | |
| Loan Number(s): | 2040/OC-UR | Current Approved Amount: | 80.000.000,00 | Original IDB: | 80.000.000,00 |
| Stage: | Approved | Disbursed Amount to Date: | 80.000.000,00 | Current IDB: | 80.000.000,00 |
| Operation Type: | INV - Investment | % Disbursed: | 100,00 | Pari-passu: | 80,00 |
| Related Operation(s): | UR-T1015 | Balance: | | Co-Financing/Country: | 20.000.000,00 |
| Operation Subtype: | ESP - Specific Investment Operation | | | Original Estimate: | 100.000.000,00 |
| | | | | Amortization Period (months): | 246 |

| Project Environmental and Social Impact Category | Reformulation | Validation |
|---|--|--|
| Project Environmental and Social Impact Category: B | () Was the objective(s) of this project reformulated? | Validated by Division Chief: 27-sep-2013 Validated by Country Representative: 30-sep-2013 |



Accumulated Progress as of 2013



Outcomes

| | |
|-----------------|---|
| Outcome: | Condiciones de movilidad del sistema de transporte urbano de Montevideo mejoradas |
|-----------------|---|

| Indicator | Unit of Measure | Baseline | Baseline Year | | End of project |
|---|-----------------|----------|---------------|---|----------------|
| Velocidad comercial promedio para los servicios de transporte público colectivo en Av. Agraciada | km/h | 12,00 | 2007 | P | 18,00 |
| | | | | A | |
| Velocidad comercial promedio para los servicios de transporte público colectivo en Av. Garzón | km/h | 16,00 | 2007 | P | 22,00 |
| | | | | A | |
| Velocidad comercial promedio para los servicios de transporte público colectivo en Av. Gral. Flores | km/h | 15,00 | 2007 | P | 22,00 |
| | | | | A | |

| | |
|-----------------|--|
| Outcome: | Condiciones de eficiencia del sistema de transporte urbano de Montevideo mejoradas |
|-----------------|--|

| Indicator | Unit of Measure | Baseline | Baseline Year | | End of project |
|--|--------------------|----------|---------------|---|----------------|
| Indice de pasajeros-km promedio para todas las rutas y servicios de transporte público colectivo | IPK | 2,00 | 2007 | P | 4,00 |
| | | | | A | |
| Promedio de accidentes por mes | accidentes por mes | 13,00 | 2007 | P | 10,00 |
| | | | | A | |
| Emisiones de contaminantes | PM10 (ug/m3) | 48,00 | 2007 | P | 44,00 |
| | | | | A | |

Outputs: Annual Physical and Financial Progress 2013

| Description | Unit of Measure | Physical | | | | Financial | | | |
|--|-----------------|----------|----------|-------------------|-----------|-----------|---------------------|-------------------|-----------------------|
| | | Planned | Actual | Accumulated units | EOP units | Planned | Actual | Accumulated costs | EOP costs |
| Ingeniería y administración | | | | | | | | | |
| Gastos en ingeniería y administración | N/A | | | | | | | | 4.000.000,00 |
| Inversiones para la mejora del transporte público | | | | | | | | | |
| Corredor Agraciada Garzón construido | Km | | | | 9,99 | | 4.124.000,00 | | 30.018.000,00 |
| Corredor Gral. Flores construido | Km | | 1,00 | | 7,94 | | 846.000,00 | | 11.078.000,00 |
| Corredores Alternativos pintados | metrosº | | | | 18.000,00 | | 473.000,00 | | 1.800.000,00 |
| Sincronización semafórica | Intersecciones | | | | 63,00 | | 1.582.000,00 | | 1.000.000,00 |
| Vías complementarias construidas | Km | | | | 16,29 | | 60.000,00 | | 20.584.000,00 |
| Terrenos disponibles | metros 2 | | 7.678,00 | | 98.678,00 | | 174.000,00 | | 5.000.000,00 |
| Terminales e intercambiadores construidos | metros 2 | | 208,00 | | 3.531,00 | | 1.574.000,00 | | 16.520.000,00 |
| Imprevistos y escalamientos | | | | | | | | | |
| Imprevistos y escalamientos de precios | N/A | | | | | | | | 10.000.000,00 |
| TOTAL | | | | | | | 8.833.000,00 | | 100.000.000,00 |