



Operation Number: **GU-L1018**
Year- PMR Cycle: **Second period Jan-Dec 2013**
Last Update: **6/5/2014**
PMR Validation Stage: **Validated by Representative**

Chief of Operations validation date: **06/20/2014**
Division Chief validation date: **06/27/2014**
Country Representative validation date: **07/07/2014**

Inter-American Development Bank - IDB
Office of Strategic Planning and Development Effectiveness

Operation Profile

Basic Data

Operation name:	Multiphase Rural Electrification Program - Phase I	Loan Number:	2033/OC-GU
Executing Agency (EA):	INSTITUTO NACIONAL DE ELECTRIFICACION		
Team Leader:	Rodriguez Flores, Enrique	Sector/Subsector:	RURAL ELECTRIFICATION
Operation Type:	Loan Operation	Overall Stage:	Closed (All the loans are closed).
Lending Instrument:	Investment Loan	Country:	GUATEMALA
Borrower:	REPUBLICA DE GUATEMALA	Convergence related Operation(s):	

Total Cost and Source

	Original IDB	Current Active IDB	Local Counterpart	Co-Financing/Country	Total operation cost - Original Estimate
GU-L1018	\$55,000,000.00	\$55,000,000.00	\$150,000.00	\$0.00	\$55,150,000.00

Available Funds (US\$)

	Current IDB	Disb. Amount to Date	% Disbursed	Undisbursed Balance
GU-L1018	\$55,000,000.00	\$26,321,748.40	47.86%	\$28,678,251.60

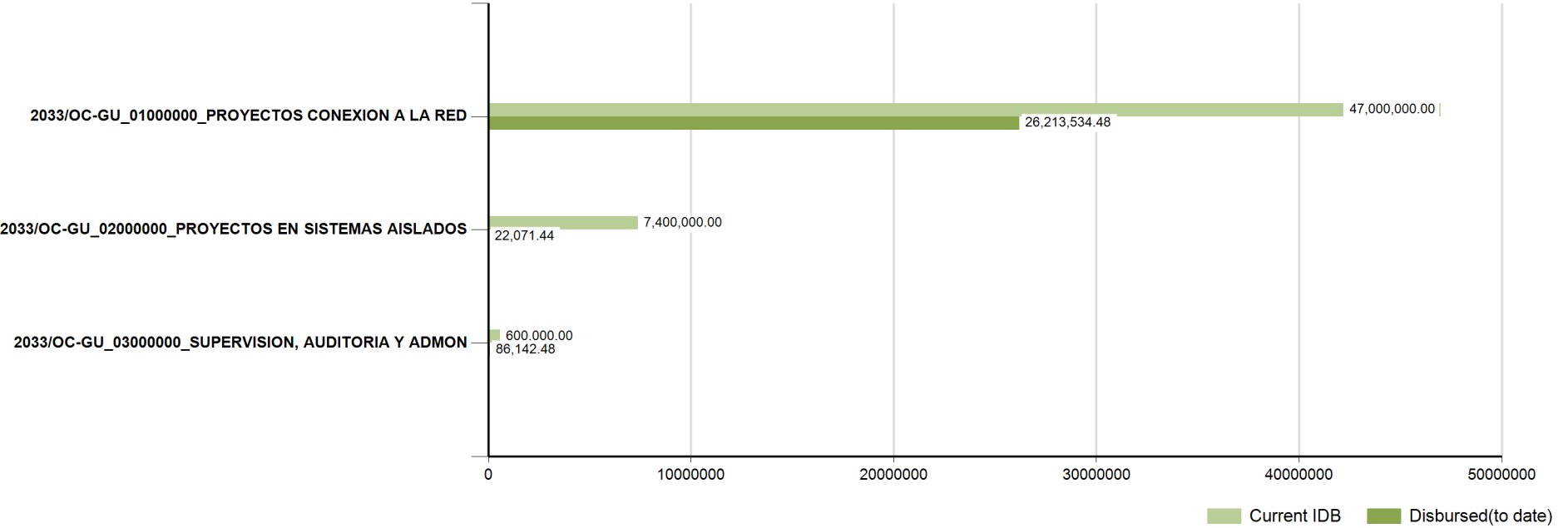
Environmental and Social Safeguards

Main Operation	
Impacts Category:	B
Safeguard Performance Rating:	
Safeguard Performance Rating - Rationale:	

Reformulation Information

Main Operation	
Was/Were the objective(s) of this operation reformulated?	NO
Date of approval:	

Expense Categories by Loan Contract (cumulative values)





Results Matrix

Impacts

No information related to this operation.

Outcomes

Outcome:	1 Cobertura del servicio eléctrico en las comunidades rurales mejorada									
Observation:										
Indicators	Flags*	Unit of Measure	Baseline	Baseline Year	Means of verification	Observations	2015		EOP	
1.1 Cobertura de electrificación rural a nivel nacional	 RF	Porcentaje	82.60	2007	Informe anual del Ministerio de Energía y Minas y el INDE		P		85.90	
							P(a)		85.90	
			A							
1.2 Cobertura de electrificación en los municipios más pobres priorizados.	 RF	Porcentaje	66.10	2007	Informe anual del Ministerio de Energía y Minas y el INDE		P		73.90	
							P(a)		73.90	
			A							

 RF - RF Indicator  SI - Sector Indicator  CI - Country Indicator  PG - Pro-Gender  PE - Pro-Ethnicity

Outputs: Annual Physical and Financial Progress

Componente 1 - Electrificación rural mediante conexión a la red eléctrica.		Physical Progress			Financial Progress		
Outputs	Unit of Measure		2013	EOP		2013	EOP
Nuevas Viviendas (usuarios) conectadas a la red nacional	viviendas	P	8,500.00	29,152.00	P	6,124,568.00	22,408,273.00
		P(a)	6,986.00	31,090.00	P(a)	6,090,000.00	26,555,929.80
		A	9,753.00	22,133.00	A	8,361,729.52	18,709,157.52
Lineas de transmision (LT) del PER, construidas	Kilómetros	P	72.00	175.00	P	8,194,739.00	14,948,798.00
		P(a)	61.00	175.00	P(a)	4,969,000.00	14,343,211.81
		A	20.00	27.00	A	1,602,833.33	2,075,129.33
Subestaciones de 69 kV construidas	subestaciones	P	3.00	6.00	P	3,019,814.00	7,983,651.00
		P(a)	2.00	6.00	P(a)	755,000.00	9,176,629.94
		A	2.00	3.00	A	2,836,723.25	5,292,808.25
Componente 2 - Electrificación rural en sistemas aislados.		Physical Progress			Financial Progress		
Outputs	Unit of Measure		2013	EOP		2013	EOP
Nuevas viviendas (usuarios) electrificadas en zonas aisladas	viviendas	P	1,000.00	5,000.00	P	1,480,000.00	7,400,000.00
		P(a)	334.00	3,334.00	P(a)	1,000,000.00	4,464,745.44
		A	0.00	0.00	A	22,071.44	22,071.44
Componente 3 - Apoyo a la administración del Programa y supervisión.		Physical Progress			Financial Progress		
Outputs	Unit of Measure		2013	EOP		2013	EOP
Supervision, auditoria y administracion	n.a	P	0.00	0.00	P	100,000.00	750,000.00

		P(a)	0.00	0.00	P(a)	0.00	0.00
		A		0.00	A		0.00
Other Cost			2013		Cost		
Supervisión, auditoria y administración		P					
		P(a)	\$100,000.00		\$609,483.01		
		A	\$70,966.79		\$221,966.79		
Total Cost			2013		Total Cost		
		P	\$18,919,121.00		\$53,490,722.00		
		P(a)	\$12,914,000.00		\$42,250,352.98		
		A	\$12,894,324.33		\$26,321,133.33		

Changes to the Matrix

No information related to this operation.

Please note that the Overall Stage represents the stage of the operation at the time of this report’s publication, which might not necessarily match the stage of the operation during the PMR Cycle to which the report pertains.