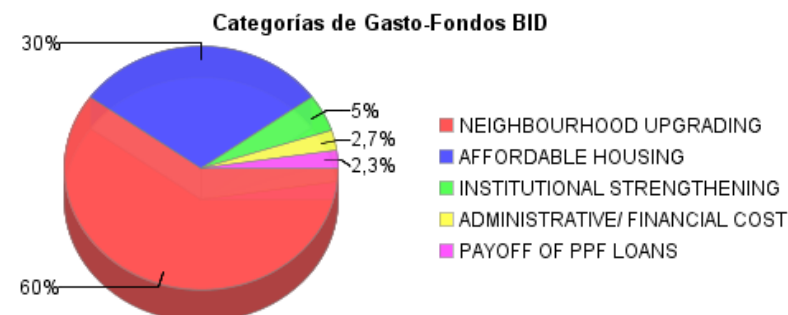
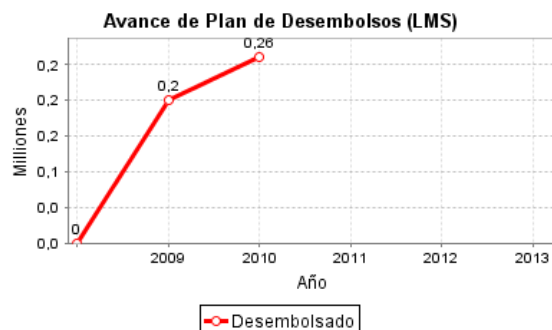
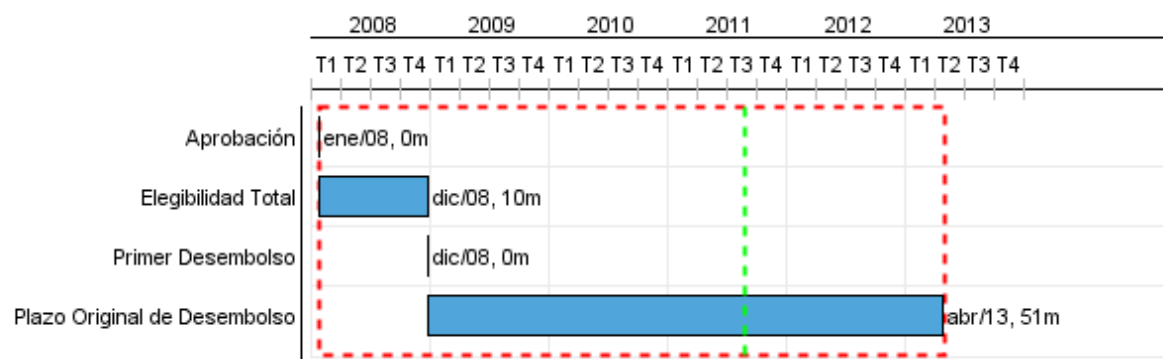


Informe Resumido

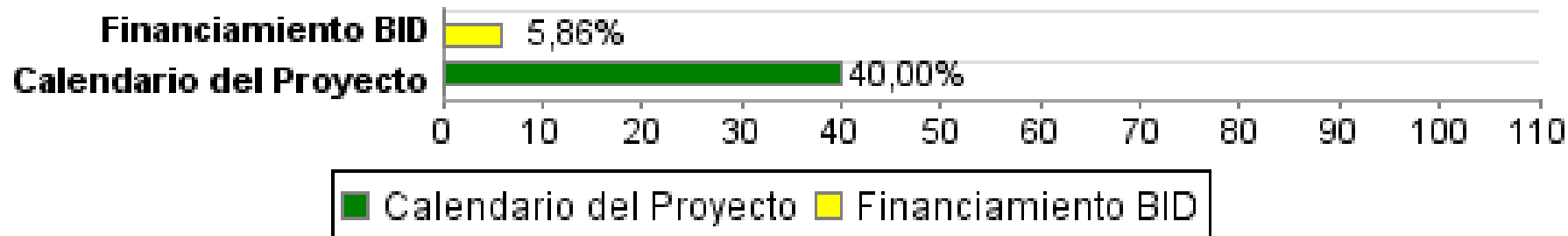
Datos Básicos del Proyecto		Fondos Disponibles (US\$)		Costo total y Fuente	
Agencia Ejecutora (AE):	MINISTRY OF HOUSING, LAND AND ENVIRONMENT				
Sector:	URBAN DEVELOPMENT AND HOUSING-HOUSING				
Número(s) de Préstamo:	1953/OC-BA	Monto Aprobado Actual:	30.000.000,00	BID Original:	30.000.000,00
Etapas:	Approved	Monto Desembolsado a la fecha:	1.758.696,39	Actual BID:	30.000.000,00
Tipo de Operación:	INV - Inversión	% Desembolsado:	5,86	Pari-passu:	68,96
Operación(es) Relacionada(s):		Saldo:	28.241.303,61	Co-financiamiento/País:	10.000.000,00
Subtipo de Operación:	PFM - Proyecto de Fases Múltiples			Estimado Original:	40.000.000,00
				Período de Amortización (meses):	174

Categoría de Impacto Ambiental y Social del Proyecto	Reformulación	Validación
Categoría de Impacto Ambiental y Social del Proyecto: B	() ¿El objetivo (s) del proyecto fue reformulado?	Validado por el Jefe de División: Apr 19, 2011 Validado por Representante de País: Apr 27, 2011



Progreso Acumulado al 2010

Progreso Acumulado



Resultados

Resultado:	Government support system for affordable housing expanded
Supuestos:	1. GOB support for for a more equitable housing policy remains strong. 2. Adequate and TIMELY response from both private and PUBLIC institutions.

Indicador	Unidad de Medida	Línea de base	Año Línea de base		2011	2012	2013	Fin de Proyecto
New affordable housing units produced.	Housing units	20,00	2008	P A		100,00	140,00	240,00
Current inventory of households in substandard housing reduced.	Families	7.000,00	2008	P A				300,00

Resultado:	Private sector resources in the financing of affordable housing mobilized
Supuestos:	1. Adequate and timely response from private institutions. 2. Inflation and exchange rates will stay within acceptable limits. 3. Social and economic stability.
Observaciones:	Given to the present prevailing economic conditions (2009-2010) in Barbados and the Caribbean this demand is supremely high. The program has raised a great interest but the applicants are few, especially those of the lowest income layers, who barely can fulfill the requirement of 30% matching contribution or access to finance.

Indicador	Unidad de Medida	Línea de base	Año Línea de base		2011	2012	2013	Fin de Proyecto
Number of loans disbursed by private institutions to families below the 5th decile increased.	Loans		2008	P A		100,00	100,00	200,00
Number of families below the 5th decile participating in government housing programmes increased.	Families		2008	P A		150,00	150,00	300,00

Resultado:	Government support to physical upgrading targeting sub-standard neighborhoods created.
Supuestos:	1. Political support to neighborhood upgrading remains high. 2. Residents are willing to participate. 3. Government and communities open to participatory process.

Indicador	Unidad de Medida	Línea de base	Año Línea de base		2011	2012	2013	Fin de Proyecto
Government has started improvements in sub-standard neighborhoods	Project		2011	P A	7,00	7,00		15,00

Productos: Progreso Físico y Financiero Anual 2010

Descripción	Unidad de medida	Físico				Financiero			
		Planeado	Actual	Unidades Acumuladas	Unidades FDP	Planeado	Actual	Costos Acumulados	Costos FDP
Neighborhood Upgrading									
Periurban neighborhoods improvement projects	Projects				13,00				11.200.000,00
Inner-city neighborhood improvement projects	Projects				2,00				10.800.000,00
Community Participation Committees (CPC) in place	CPP groups				4,00				1.200.000,00
Production of affordable housing									
H.E.L.P. program support - New affordable housing produced	Housing units				240,00				7.000.000,00
H.E.L.P. program support - Family subsidy - New affordable housing	Subsidies				600,00				2.000.000,00
H.E.L.P. program support - Family subsidy - Incremental home construction	Subsidies				400,00				3.000.000,00
Institutional Strengthening									
Systems in place to favor institutional development: Beneficiary Selection System (BSS) in place.	System				1,00				100.000,00
Systems in place to favor institutional development: Information and Financial System (IFS) in place.	System				1,00				600.000,00
Systems in place to favor institutional development: Land Management System (LMS) in place.	System				1,00				800.000,00
Others									
TOTAL									36.700.000,00