

Informe Resumido

Datos Básicos del Proyecto

Agencia Ejecutora (AE): MINISTRY OF AGRICULTURE AND FISHERIES
Sector: AGRICULTURE AND RURAL DEVELOPMENT-AGRICULTURAL AND ANIMAL HEALTH
Número(s) de Préstamo: 2220/OC-BL
Etapas: Approved
Tipo de Operación: INV - Inversión
Operación(es) Relacionada(s): BL-P1024
Subtipo de Operación: ESP - Inversión Específica

Fondos Disponibles (US\$)

Monto Aprobado Actual: 5.000.000,00
Monto Desembolsado a la fecha: 1.238.681,36
% Desembolsado: 24,77
Saldo: 3.761.318,64

Costo total y Fuente

BID Original: 5.000.000,00
Actual BID: 5.000.000,00
Pari-passu: 100,00
Co-financiamiento/País: 500.000,00
Estimado Original: 5.500.000,00
Período de Amortización (meses): 234

Categoría de Impacto Ambiental y Social del Proyecto

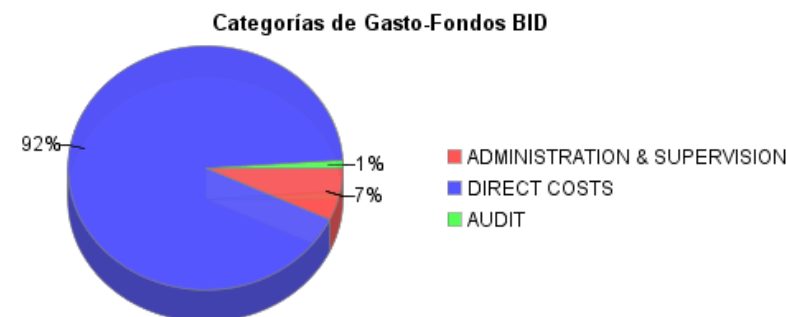
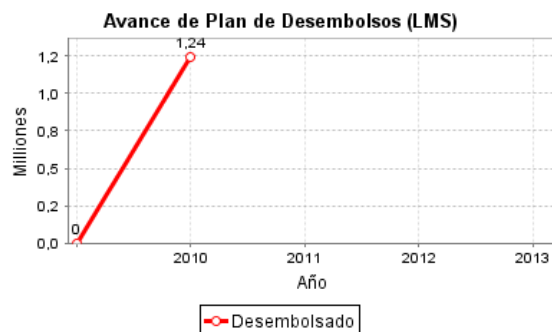
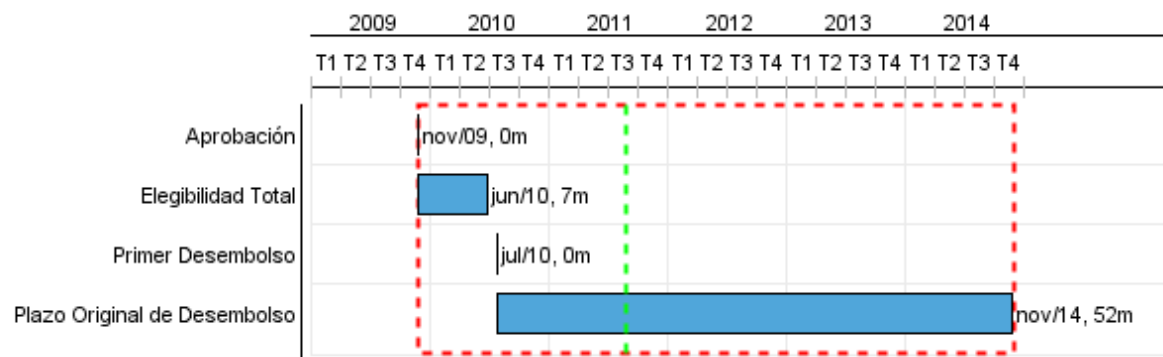
Categoría de Impacto Ambiental y Social del Proyecto: B

Reformulación

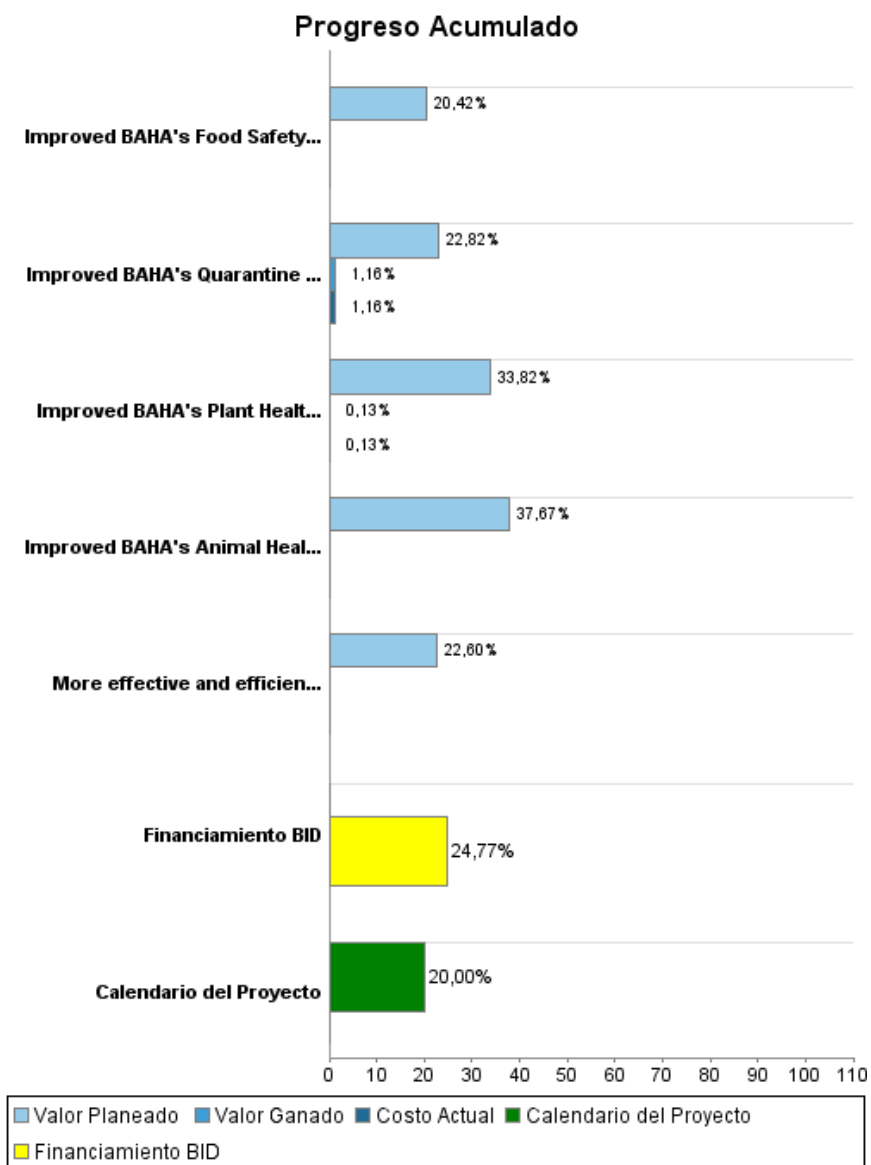
() ¿El objetivo (s) del proyecto fue reformulado?

Validación

Validado por el Jefe de División: Apr 20, 2011
Validado por Representante de País: Apr 20, 2011



Progreso Acumulado al 2010



Resultados

| | |
|-----------------------|---|
| Resultado: | Gap in agricultural productivity between Belize and the average of other Central American countries disappeared |
| Observaciones: | The system does not allow to establish a correlation with the country strategy. |

| Indicador | Unidad de Medida | Línea de base | Año Línea de base | | 2008 | 2009 | 2010 | 2011 | 2012 | Acumulado 2013 - 2015 | Fin de Proyecto |
|---|------------------|---------------|-------------------|--------|------|------|------|------|------|-----------------------|-----------------|
| Yield of (product 1) - See ISSUES section | TM/ha | 1.000,00 | 2010 | P A | | | | | | | 1.500,00 |
| Production costs for (product 2) - See ISSUES section | Us\$/TM | 20.000,00 | 2010 | P A | | | | | | | 16.000,00 |

| | |
|-------------------|--|
| Resultado: | The state of Agricultural Health in Belize is maintained or improved |
|-------------------|--|

| Indicador | Unidad de Medida | Línea de base | Año Línea de base | | 2008 | 2009 | 2010 | 2011 | 2012 | Acumulado 2013 - 2015 | Fin de Proyecto |
|--|--------------------------|---------------|-------------------|--------|------|------|--------------|------|------|-----------------------|-----------------|
| Free status for (i) Medfly (ii) Classical Swine Fever (iii) Foot and Mouth Disease (iv) Avian Influenza maintained | Free status | 4,00 | 2009 | P A | | 4,00 | 4,00 4,00 | 4,00 | 4,00 | 8,00 | 4,00 |
| Free status for White Spot Shrimp Disease and Yellow Head in Shrimp and Control status for Bovine Spongiform Encephalopathy recognized | Free status | | 2009 | P A | | | | | | 3,00 | 3,00 |
| Confiscation of exported agricultural products | Annual confiscations | 10,00 | 2010 | P A | | | | | | | 2,00 |
| Appearance of new exotic pest / disease in the country | New pest / disease | | 2010 | P A | | | | | | | 0,00 |
| Prevalence of Bovine and Canine Rabies | Cases | 6,00 | 2009 | P A | | 6,00 | 4,00 | | | 3,00 | 3,00 |
| Prevalence of Newcastle disease | Districts with outbreaks | 4,00 | 2008 | P A | 4,00 | | 4,00 | | | 1,00 | 1,00 |

| | |
|-----------------------|---|
| Resultado: | Access to export markets is increased |
| Observaciones: | The system does not allow to establish a correlation with the country strategy. |

| Indicador | Unidad de Medida | Línea de base | Año Línea de base | | 2008 | 2009 | 2010 | 2011 | 2012 | Acumulado 2013 - 2015 | Fin de Proyecto |
|---|----------------------------------|---------------|-------------------|--------|------|------|------|------|------|-----------------------|-----------------|
| Phytosanitary and Food Safety exporting protocols maintained for major plant products exports (papaya, bean, corn, lime, orange, concentrate) | Number of protocols | 6,00 | 2009 | P A | | 6,00 | 2,00 | | | 6,00 | 6,00 |
| Phytosanitary and Food Safety exporting protocols for non-traditional plant products exports | Number of new approved protocols | | 2009 | P A | | | | | | 2,00 | 2,00 |
| Hazard Analysis Critical Control Point (| HACCP certified | 4,00 | 2010 | P | | | 4,00 | 3,00 | 4,00 | 6,00 | 17,00 |

INFORME DE SEGUIMIENTO DE PROGRESO

BL-L1009 - Programa de Servicios Agropecuarios
2010 2º período con cierre al (31-Mar-2011)

Banco Interamericano de Desarrollo - BID

Oficina de Planificación Estratégica y Efectividad en el Desarrollo
Última Actualización del PMR: 20/04/2011

| | | | | | | | | | | | |
|--|--------------|--|------|---|--|--|------|------|------|------|-------|
| HACCP) certified processing plants (fish, shrimp, poultry, meat, hot pepper) increased | plants | | | A | | | 4,00 | | | | |
| Requirements by Mexico for the export of cattle fulfilled | Requirements | | 2010 | P | | | | 2,00 | 3,00 | 8,00 | 13,00 |
| | | | | A | | | | | | | |

Productos: Progreso Físico y Financiero Anual 2010

| Descripción | Unidad de medida | Físico | | | | Financiero | | | |
|---|---|----------|--------|---------------------|--------------|---------------------|-----------------|-------------------|---------------------|
| | | Planeado | Actual | Unidades Acumuladas | Unidades FDP | Planeado | Actual | Costos Acumulados | Costos FDP |
| Applied Agricultural Production Innovation | | | | | | | | | |
| More effective and efficient Agricultural and Livestock Production Techniques developed | New production techniques | | | | 15,00 | 395.500,00 | | | 1.750.000,00 |
| Plant, Animal and Food Safety Risk Management | | | | | | | | | |
| Improved BAHA's Plant Health Service | Service operating at 80 % according to the IICA PVS evaluation methodology | | | | 1,00 | 208.000,00 | 800,00 | | 615.000,00 |
| Improved BAHA's Animal Health Service | Service operating at 70 % according to the OIE PVS evaluation methodology | | | | 1,00 | 304.000,00 | | | 807.000,00 |
| Improved BAHA's Food Safety Service | Service operating at 82 % according to the IICA PVS evaluation methodology) | | | | 1,00 | 117.000,00 | | | 573.000,00 |
| Improved BAHA's Quarantine Service | Service operating at 74 % according to IICA PVS evaluation methodology | | | | 1,00 | 149.500,00 | 7.622,00 | | 655.000,00 |
| Administration - Evaluation - Audit - Others | | | | | | | | | |
| TOTAL | | | | | | 1.174.000,00 | 8.422,00 | | 4.400.000,00 |