



Operation Number: **GU-L1018**
Year- PMR Cycle: **First period Jan-Jun 2014**
Last Update: **10/23/2014**
PMR Validation Stage: **Validated by Representative**

Chief of Operations validation date: **10/23/2014**
Division Chief validation date: **11/10/2014**
Country Representative validation date: **11/13/2014**

Inter-American Development Bank - IDB
Office of Strategic Planning and Development Effectiveness

Operation Profile

Basic Data

Operation name:	Multiphase Rural Electrification Program - Phase I	Loan Number:	2033/OC-GU
Executing Agency (EA):	INSTITUTO NACIONAL DE ELECTRIFICACION		
Team Leader:	Rodriguez Flores, Enrique	Sector/Subsector:	RURAL ELECTRIFICATION
Operation Type:	Loan Operation	Overall Stage:	Closed (All the loans are closed).
Lending Instrument:	Investment Loan	Country:	GUATEMALA
Borrower:	REPUBLICA DE GUATEMALA	Convergence related Operation(s):	

Total Cost and Source

	Original IDB	Current Active IDB	Local Counterpart	Co-Financing/Country	Total operation cost - Original Estimate
GU-L1018	\$55,000,000.00	\$55,000,000.00	\$150,000.00	\$0.00	\$55,150,000.00

Available Funds (US\$)

	Current IDB	Disb. Amount to Date	% Disbursed	Undisbursed Balance
GU-L1018	\$55,000,000.00	\$34,286,986.64	62.34%	\$20,713,013.36

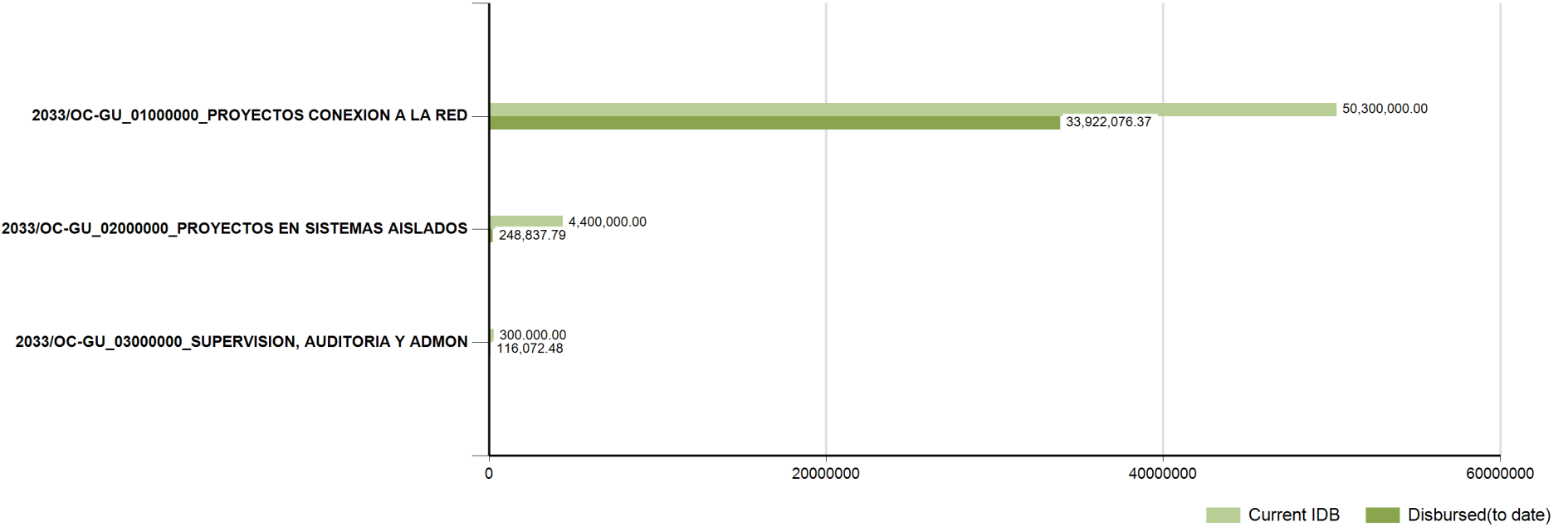
Environmental and Social Safeguards

Main Operation	
Impacts Category:	
Safeguard Performance Rating:	
Safeguard Performance Rating - Rationale:	

Reformulation Information

Main Operation	
Was/Were the objective(s) of this operation reformulated?	NO
Date of approval:	

Expense Categories by Loan Contract (cumulative values)





Results Matrix

Impacts

No information related to this operation.

Outcomes

Outcome:	1 Cobertura del servicio eléctrico en las comunidades rurales mejorada									
Observation:										
Indicators	Flags*	Unit of Measure	Baseline	Baseline Year	Means of verification	Observations	2015		EOP	
1.1 Cobertura de electrificación rural a nivel nacional	 RF	Porcentaje	82.60	2007	Informe anual del Ministerio de Energía y Minas y el INDE		P		85.90	
							P(a)		85.90	
		A								
1.2 Cobertura de electrificación en los municipios más pobres priorizados.	 RF	Porcentaje	66.10	2007	Informe anual del Ministerio de Energía y Minas y el INDE		P		73.90	
							P(a)		73.90	
		A								

 RF - RF Indicator  SI - Sector Indicator  CI - Country Indicator  PG - Pro-Gender  PE - Pro-Ethnicity

Outputs: Annual Physical and Financial Progress

Componente 1 - Electrificación rural mediante conexión a la red eléctrica.		Physical Progress			Financial Progress		
Outputs	Unit of Measure		2014	EOP		2014	EOP
Nuevas Viviendas (usuarios) conectadas a la red nacional	viviendas	P	5,652.00	29,152.00	P	4,237,935.00	22,408,273.00
		P(a)	5,892.00	31,090.00	P(a)	5,088,272.28	26,555,929.80
		A	1,615.00	23,748.00	A	1,394,697.85	20,103,855.37
Lineas de transmision (LT) del PER, construidas	Kilómetros	P	0.00	175.00	P	0.00	14,948,798.00
		P(a)	44.00	175.00	P(a)	3,602,995.83	14,343,211.81
		A	44.00	71.00	A	3,629,309.34	5,704,438.67
Subestaciones de 69 kV construidas	subestaciones	P		6.00	P		7,983,651.00
		P(a)	2.00	6.00	P(a)	2,474,972.69	9,176,629.94
		A	2.00	5.00	A	2,684,534.69	7,977,342.94
Componente 2 - Electrificación rural en sistemas aislados.		Physical Progress			Financial Progress		
Outputs	Unit of Measure		2014	EOP		2014	EOP
Nuevas viviendas (usuarios) electrificadas en zonas aisladas	viviendas	P	2,000.00	5,000.00	P	2,960,000.00	7,400,000.00
		P(a)	1,334.00	3,334.00	P(a)	1,646,506.00	4,464,745.44
		A	334.00	334.00	A	226,766.35	248,837.79
Componente 3 - Apoyo a la administración del Programa y supervisión.		Physical Progress			Financial Progress		
Outputs	Unit of Measure		2014	EOP		2014	EOP
Supervision, auditoria y administracion	n.a	P	0.00	0.00	P	100,000.00	750,000.00

		P(a)	0.00	0.00	P(a)	0.00	0.00
		A		0.00	A		0.00
Other Cost			2014		Cost		
Supervisión, auditoria y administración		P					
		P(a)	\$86,900.22		\$609,483.01		
		A	\$29,930.00		\$251,896.79		
Total Cost			2014		Total Cost		
		P	\$7,297,935.00		\$53,490,722.00		
		P(a)	\$12,899,647.02		\$50,215,591.21		
		A	\$7,965,238.23		\$34,286,371.56		

Changes to the Matrix

No information related to this operation.