








Results Matrix

Outcomes							
Outcome:	1 Strengthening of the technical aspects for the execution of the different components and activities of the PN-L1143 1 Programs						
Indicators	Flags*	Unit of Measure	Baseline	Baseline Year	Means of verification	EOP	
1.1 Percentage of technical execution of the MECSE Program		%	0.00	2021	Progress Monitoring Report	P	100.00
						P(a)	100.00
						A	
Outcome:	2 Ensure consistency between the various components of the two educational operations (PN-L1143 and PN-J0001)						
Indicators	Flags*	Unit of Measure	Baseline	Baseline Year	Means of verification	EOP	
2.1 Percentage of financial execution of the MECSE Program (pari passu)		%	0.00	2021	Progress Monitoring Report	P	100.00
						P(a)	100.00
						A	

 CRF Indicator

Outputs: Annual Physical and Financial Progress

1 Support for the integration of information systems						Physical Progress					Financial Progress					Theme	Fund	Flags
Outputs	Output Description	Unit of Measure	Baseline	Baseline Year	Means of verification	2021	2022	2023	EOP	2021	2022	2023	EOP					
1.1 Supervision reports completed	Report of results of integration of information systems and information management	Reports (#)	0	2021	Consultant report	P	0	0	1	1	P	0	0	20000	20000	Education	SOC	
						P(a)	0	0	1	1	P(a)	0	0	20000	20000			
						A					A							
1.2 Supervision reports completed	Report on the implementation of actions within the framework of PN-J0001	Reports (#)	0	2021	Consultant report	P	0	0	1	1	P	0	0	30000	30000	Education	SOC	
						P(a)	0	0	1	1	P(a)	0	0	30000	30000			
						A					A							
2 Strengthening an inclusive evaluation system						Physical Progress					Financial Progress					Theme	Fund	Flags
Outputs	Output Description	Unit of Measure	Baseline	Baseline Year	Means of verification	2021	2022	2023	EOP	2021	2022	2023	EOP					
2.1 Tools designed/strengthened	School Climate Assessment Tools	Tools (#)	0	2021	Tool designed	P	0	1	0	1	P	0	20000	0	20000	Education	SOC	
						P(a)	0	1	0	1	P(a)	0	20000	0	20000			
						A					A							
2.2 Monitoring and evaluation systems implemented	Integrated information and monitoring system for the formative use of evaluations	M&E systems (#)	0	2021	Consultant report	P	0	0	1	1	P	0	10000	30000	40000	Education	SOC	
						P(a)	0	0	1	1	P(a)	0	10000	30000	40000			
						A					A							
3 Strengthening pedagogical interventions with an inclusive approach						Physical Progress					Financial Progress					Theme	Fund	Flags
Outputs	Output Description	Unit of Measure	Baseline	Baseline Year	Means of verification	2021	2022	2023	EOP	2021	2022	2023	EOP					
3.1 Workshops organized	Workshops designed for the integration of migrant and refugee students with their host communities	Workshops (#)	0	2021	Attendance list	P	0	2	3	5	P	0	10000	30000	40000	Education	SOC	
						P(a)	0	2	3	5	P(a)	0	10000	30000	40000			
						A					A							
3.2 Implementation and Management Plan developed	Roadmap for the creation / adaptation and implementation of benchmarks of citizen competencies in	Plans (#)	0	2021	Plan designed	P	0	1	0	1	P	0	20000	0	20000	Education	SOC	
						P(a)	0	1	0	1	P(a)	0	20000	0	20000			
						A					A							
4 Support in the maintenance and equipping of the school infrastructure						Physical Progress					Financial Progress					Theme	Fund	Flags
Outputs	Output Description	Unit of Measure	Baseline	Baseline Year	Means of verification	2021	2022	2023	EOP	2021	2022	2023	EOP					
4.1 Supervision reports completed	Supervision reports for the maintenance and equipment of school infrastructure	Reports (#)	0	2021	Consultant report	P	0	0	1	1	P	0	0	30000	30000	Education	SOC	
						P(a)	0	0	1	1	P(a)	0	0	30000	30000			
						A					A							

Other Cost

Total Cost

	2021	2022	2023	Total Cost
P		\$60,000.00	\$140,000.00	\$200,000.00
P(a)		\$60,000.00	\$140,000.00	\$200,000.00
A				

 CRF Indicator

 Standard Output Indicator