







Results Matrix

Outcomes

Outcome:	1 Identification of best practices related to school management efficiency and challenges and opportunities equity conditions in the Mexican Educational System
----------	---

 CRF Indicator

Outputs: Annual Physical and Financial Progress

1 Support for strengthening school management efficiency						Physical Progress					Financial Progress							
Outputs	Output Description	Unit of Measure	Baseline	Baseline Year	Means of verification		2022	2023	2024	EOP		2022	2023	2024	EOP	Theme	Fund	Flags
1.1 Diagnostics and assessments completed	Diagnosis of the efficiency of school resource allocation and management	Diagnostics (#)	0	2022	Reporte	P	0	1	0	1	P	0	20000	0	20000	Education	W2E	
						P(a)				0	P(a)				0			
						A					A							
1.2 Technical notes created	Study on the use of educational information systems for decision making.	Notes (#)	0	2022	Estudio	P	1	1	0	2	P	12500	12500	0	25000	Education	W2E	
						P(a)				0	P(a)				0			
						A					A							
2 Support for the improvement of equity in the Mexican Educational System						Physical Progress					Financial Progress							
Outputs	Output Description	Unit of Measure	Baseline	Baseline Year	Means of verification		2022	2023	2024	EOP		2022	2023	2024	EOP	Theme	Fund	Flags
2.1 Surveys conducted	Survey on Mental Health during the COVID-19 Pandemic	Surveys (#)	0	2022	Reporte de resultados	P	0	0	1	1	P	0	0	30000	30000	Education	W2E	
						P(a)				0	P(a)				0			
						A					A							
2.2 Impact evaluations designed	Evaluation of teaching models focused on vulnerable and marginalized populations	Evaluations (#)	0	2022	Informe de diseño de evaluación	P	1	1	0	2	P	25000	50000	0	75000	Education	W2E	
						P(a)				0	P(a)				0			
						A					A							

Other Cost

Total Cost

	2022	2023	2024	Total Cost
P	\$37,500.00	\$82,500.00	\$30,000.00	\$150,000.00
P(a)				
A				

 CRF Indicator

 Standard Output Indicator