









Results Matrix

Outcomes										
Outcome:	1 Increased awareness amongst private and public sector actors on the strategic importance of the blue economy as a pillar for sustainable growth in the OECS									
Indicators	Flags*	Unit of Measure	Baseline	Baseline Year	Means of verification		2022	2023	2024	EOP
1.1 Surveyed public and private sector stakeholders who have an increased understanding of the strategic importance		# of beneficiaries	0.00	2022	Survey	P	0.00	0.00	100.00	100.00
						P(a)	0.00	0.00	100.00	100.00
						A				
Outcome:	2 Improved policy and institutional framework to promote the Blue Economy as a means for a sustainable development									
Indicators	Flags*	Unit of Measure	Baseline	Baseline Year	Means of verification		2022	2023	2024	EOP
2.1 Number of institutions responsible for the Blue Economy with increased institutional capacity.		# of institutions	0.00	2022	Project Monitoring Report	P	0.00	0.00	6.00	6.00
						P(a)	0.00	0.00	6.00	6.00
						A				
CRF Indicator										

Outputs: Annual Physical and Financial Progress

1 Strengthening the policy and strategy framework for the development of the OECS Blue Economy						Physical Progress					Financial Progress							
Outputs	Output Description	Unit of Measure	Baseline	Baseline Year	Means of verification		2022	2023	2024	EOP		2022	2023	2024	EOP	Theme	Fund	Flags
1.1 Regulatory frameworks designed	Legislative gap analysis that will be submitted as input for drafting of new legislation and regulations	Frameworks (#)	0	2022	CCP Project Monitoring Report	P	0	1	0	1	P	0	80000	0	80000	Institutional Development	CCP	
						P(a)	0	1	0	1	P(a)	0	80000	0	80000			
						A					A							
1.2 Strategies designed	Blue Economy Strategic Roadmap & Action Plan- A strategy framework developed that is gender responsive to support	Strategies (#)	0	2022	CCP Project Monitoring Report	P	0	1	0	1	P	0	20000	0	20000	Institutional Development	CCP	
						P(a)	0	1	0	1	P(a)	0	20000	0	20000			
						A					A							
2 Strengthening Coordinating Mechanisms and Reporting, Monitoring and Evaluation Systems						Physical Progress					Financial Progress							
Outputs	Output Description	Unit of Measure	Baseline	Baseline Year	Means of verification		2022	2023	2024	EOP		2022	2023	2024	EOP	Theme	Fund	Flags
2.1 Management information systems (MIS) designed	Monitoring, reporting and verification (MRV) system for the Blue Economy	Systems (#)	0	2022	CCP Project Monitoring Report	P	0	1	0	1	P	0	60000	0	60000	Institutional Development	CCP	
						P(a)	0	1	0	1	P(a)	0	60000	0	60000			
						A					A							
2.2 Training workshops delivered	Capacity building workshops for ministries and other relevant agencies on the utilization of the MRV system	Workshops (#)	0	2022	CCP Project Monitoring Report	P	0	1	0	1	P	0	10000	0	10000	Institutional Development	CCP	
						P(a)	0	1	0	1	P(a)	0	10000	0	10000			
						A					A							
3 Implementation of Gender Sensitive Communication Strategy						Physical Progress					Financial Progress							
Outputs	Output Description	Unit of Measure	Baseline	Baseline Year	Means of verification		2022	2023	2024	EOP		2022	2023	2024	EOP	Theme	Fund	Flags
3.1 Awareness raising campaigns designed/implemented	High-level sensitization program that takes into consideration gender.	Campaigns (#)	0	2022	CCP Project Monitoring Report	P	0	1	0	1	P		8000		8000	Gender and Diversity	CCP	
						P(a)	0	1	0	1	P(a)		8000		8000			
						A					A							
3.2 Regional policy dialogues organized	Workshops designed to increase awareness among public sector stakeholders and male and female entrepreneurs on the	Events (#)	0	2022	CCP Project Monitoring Report	P	0	0	2	2	P		12000		12000	Institutional Development	CCP	
						P(a)	0	0	2	2	P(a)		12000		12000			
						A					A							
3.3 Newsletters published	Digital publications to disseminate the main findings of the TC regarding blue growth in the OECS.	Newsletters (#)	0	2022	CCP Project Monitoring Report	P	0	1	0	1	P			5000	5000	Institutional Development	CCP	
						P(a)	0	1	0	1	P(a)			5000	5000			
						A					A							
4 Coordination, and Monitoring and Evaluation						Physical Progress					Financial Progress							
Outputs	Output Description	Unit of Measure	Baseline	Baseline Year	Means of verification		2022	2023	2024	EOP		2022	2023	2024	EOP	Theme	Fund	Flags
4.1 Process evaluations conducted	An assessment on the results of the project against objectives.	Evaluation Final Report (#)	0	2022	CCP Project Monitoring Report	P	0	0	1	1	P			5000	5000	Institutional Development	CCP	
						P(a)	0	0	1	1	P(a)			5000	5000			
						A					A							

Other Cost

Total Cost

	2022	2023	2024	Total Cost
P		\$190,000.00	\$10,000.00	\$200,000.00
P(a)		\$190,000.00	\$10,000.00	\$200,000.00
A				