












Results Matrix

Outcomes

Outcome:	1 Two digital applications piloted to empower caregivers to diagnose and promote early childhood from zero to three years of age,	
----------	---	--

 CRF Indicator

Outputs: Annual Physical and Financial Progress

1 Pilot of Digital Applications to Foster Early Childhood Development						Physical Progress					Financial Progress					Theme	Fund	Flags
Outputs	Output Description	Unit of Measure	Baseline	Baseline Year	Means of verification	2021	2022	2023	EOP	2021	2022	2023	EOP					
1.1 Pilot interventions designed	Pilot designed to test two digital applications to support ECD	Pilots (#)	0	2021	Consultnacy report	P	0	1	0	1	P	0	60000	0	60000	Education	COF	
						P(a)	0	1	0	1	P(a)	0	60000	0	60000			
						A	0			0	A	0			0			
1.2 Pilot interventions implemented	Pilot implemented to test two digital applications to foster early childhood development	Pilots (#)	0	2021	Consultnacy report	P	0	0	2	2	P	0	0	70000	70000	Education	COF	
						P(a)	0	0	2	2	P(a)	0	0	70000	70000			
						A	0			0	A	0			0			
1.3 Training workshops delivered	Training workshops Ministry of Education Officials in the State of Mexico.	Workshops (#)	0	2021	Consultnacy report	P	0	4	0	4	P	0	10000	0	10000	Education	COF	
						P(a)	0	4	0	4	P(a)	0	10000	0	10000			
						A	0			0	A	0			0			
2 Experimental Evaluation						Physical Progress					Financial Progress					Theme	Fund	Flags
Outputs	Output Description	Unit of Measure	Baseline	Baseline Year	Means of verification	2021	2022	2023	EOP	2021	2022	2023	EOP					
2.1 Impact evaluations designed	Impact evaluations designed	Evaluations (#)	0	2021	Consultnacy report	P	0	1	0	1	P	0	20000	0	20000	Education	COF	
						P(a)	0	1	0	1	P(a)	0	20000	0	20000			
						A	0			0	A	0			0			
2.2 Experimental impact evaluation (ex-ante or ex-post) performed	Experimental impact evaluation baseline	Evaluation Final Report (#)	0	2021	Consultnacy report	P	0	1	0	1	P	0	60000	0	60000	Education	COF	
						P(a)	0	1	0	1	P(a)	0	60000	0	60000			
						A	0			0	A	0			0			
2.3 Experimental impact evaluation (ex-ante or ex-post) performed	Experimental impact evaluation endline	Evaluation Final Report (#)	0	2021	Consultnacy report	P	0	0	1	1	P	0	0	60000	60000	Education	COF	
						P(a)	0	0	1	1	P(a)	0	0	60000	60000			
						A	0			0	A	0			0			
2.4 New databases created	New database created	Databases (#)	0	2021	Data base	P	0	0	1	1	P	0	0	30000	30000	Education	COF	
						P(a)	0	0	1	1	P(a)	0	0	30000	30000			
						A	0			0	A	0			0			
2.5 Monitoring and evaluation systems designed	Monitoring of intensity of treatment	M&E systems (#)	0	2021	Monitoring system	P	0	1	0	1	P	0	10000	0	10000	Education	COF	
						P(a)	0	1	0	1	P(a)	0	10000	0	10000			
						A	0			0	A	0			0			
2.6 Working Papers prepared	Data analysis and report writing	Papers (#)	0	2021	Note	P	0	0	1	1	P	0	0	20000	20000	Education	COF	
						P(a)	0	0	1	1	P(a)	0	0	20000	20000			
						A	0			0	A	0			0			
3 Dissemination						Physical Progress					Financial Progress					Theme	Fund	Flags
Outputs	Output Description	Unit of Measure	Baseline	Baseline Year	Means of verification	2021	2022	2023	EOP	2021	2022	2023	EOP					
3.1 Workshops organized	Dissemination workshop	Workshops (#)	0	2021	PPT	P	0	0	1	1	P	0	0	2000	2000	Education	COF	
						P(a)	0	0	1	1	P(a)	0	0	2000	2000			
						A	0			0	A	0			0			
3.2 Technical notes created	Publication of results	Notes (#)	0	2021	Note	P	0	0	1	1	P	0	0	6650	6650	Education	COF	
						P(a)	0	0	1	1	P(a)	0	0	6650	6650			
						A	0			0	A	0			0			

Other Cost

IDB Administration fee

	2021	2022	2023	Cost
P	\$18,350.00	\$0.00	\$0.00	\$18,350.00
P(a)	\$18,350.00	\$0.00	\$0.00	\$18,350.00
A	\$18,350.00			\$18,350.00

Total Cost

	2021	2022	2023	Total Cost
P	\$18,350.00	\$160,000.00	\$188,650.00	\$367,000.00
P(a)	\$18,350.00	\$160,000.00	\$188,650.00	\$367,000.00
A	\$18,350.00			\$18,350.00

 CRF Indicator

 Standard Output Indicator