



Operation Number: **HA-L1050**
Year- PMR Cycle: **First period Jan-Jun 2015**
Last Update: **11/17/2015**
PMR Validation Stage: **Validated by Representative**

Chief of Operations validation date: **11/17/2015**
Division Chief validation date: **11/17/2015**
Country Representative validation date: **11/17/2015**

Inter-American Development Bank - IDB
Office of Strategic Planning and Development Effectiveness

Operation Profile

Basic Data

Operation name:	Program to Establish a Partial Credit Guarantee Fund for Enterprise Development	Loan Number:	2416/GR-HA,2416/GR-HA-1,2416/GR-HA-2
Executing Agency (EA):	Fond de Développement Industriel ,Fond de Développement Industriel ,Fond de Développement Industriel		
Team Leader:	Filippo,Agustin Ignacio	Sector/Subsector:	BANKING MARKET DEVELOPMENT
Operation Type:	Loan Operation	Overall Stage:	Approved/Pending Eligibility
Lending Instrument:	Investment Loan	Country:	HAITI
Borrower:	REPUBLIQUE D' HAITI ,REPUBLIQUE D' HAITI ,REPUBLIQUE D' HAITI	Convergence related Operation(s):	HA-G1022

Total Cost and Source

	Original IDB	Current Active IDB	Local Counterpart	Co-Financing/Country	Total operation cost - Original Estimate
Aggregated	\$32,500,000.00	\$32,500,000.00	\$0.00	\$60,000,000.00	\$52,500,000.00
HA-G1022	\$12,500,000.00	\$12,500,000.00	\$0.00	\$0.00	\$12,500,000.00
HA-L1050	\$20,000,000.00	\$20,000,000.00	\$0.00	\$60,000,000.00	\$40,000,000.00

Available Funds (US\$)

	Current IDB	Disb. Amount to Date	% Disbursed	Undisbursed Balance
Aggregated	\$20000000.00	1850488.99	9.25%	\$18149511.01
HA-L1050	\$20,000,000.00	\$1,850,488.99	9.25%	\$18,149,511.01
HA-G1022	\$0.00	\$0.00		\$0.00

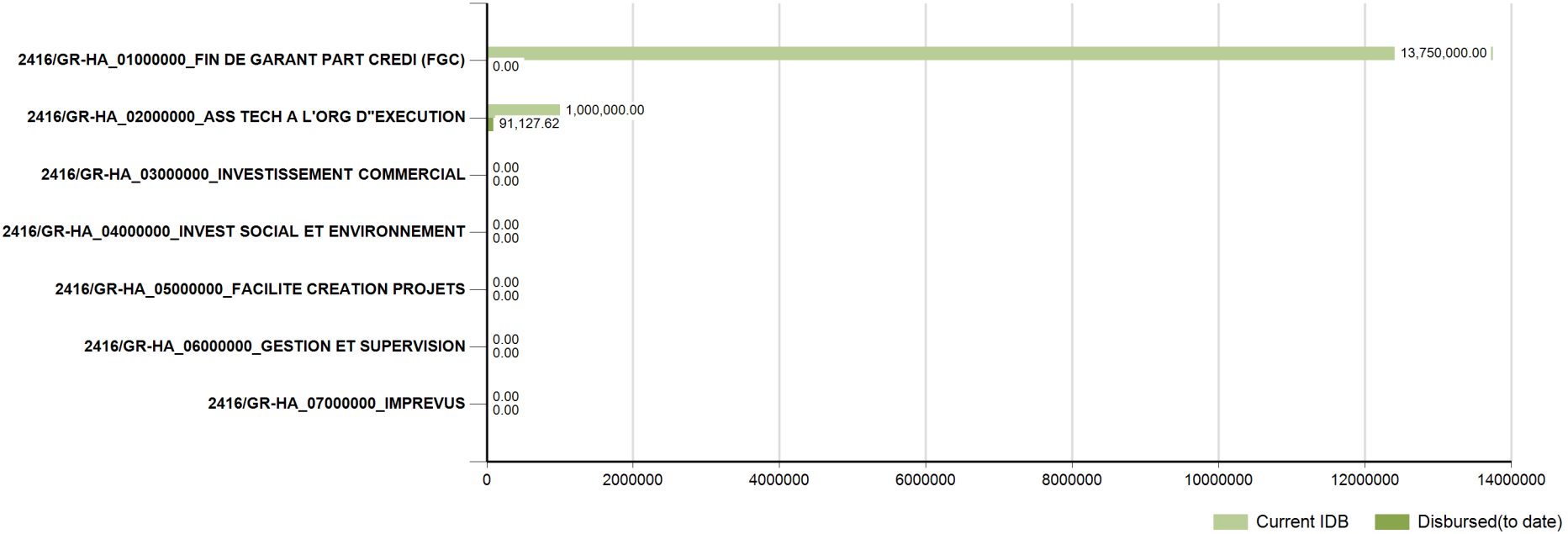
Environmental and Social Safeguards

Main Operation	
Impacts Category:	
Safeguard Performance Rating:	
Safeguard Performance Rating - Rationale:	

Reformulation Information

	Main Operation	Oper. HA-G1022
Was/Were the objective(s) of this operation reformulated?	NO	NO
Date of approval:		

Expense Categories by Loan Contract (cumulative values)



Results Matrix

Impacts

Impact:	0 Contribute to supporting the development of small productive businesses as a source of economic growth and job creation.										
Observation:											
Indicators	Flags*	Unit of Measure	Baseline	Baseline Year	Means of verification	Observations		2015	2016	2017	EOP
0.0 Changes in the sales / activities of beneficiary businesses.		%	0.00	2012	Registros del programa proporcionados por la empresa internacional especializada y el organismo ejecutor.		P				
							P(a)		5.00		15.00
							A	0.00			
0.1 Cost savings for businesses		%	0.00	2012	Informes de las empresas de arrendamiento o informes trimestrales del BRH.		P				
							P(a)		5.00		15.00
							A	0.00			
0.2 Leasing companies are profitable		%	0.00	2012	Informes de compañías de arrendamiento.		P				
							P(a)	6.00		16.00	16.00
							A	0.00			

Impact: 1 Contribute to the growth of the Haitian agricultural output

Observation:											
Indicators	Flags*	Unit of Measure	Baseline	Baseline Year	Means of verification	Observations		2015	2016	2017	EOP
1.0 Change in the value of the production of the Anchor firm		%	0.00	2015	Informe de la unidad ejecutora UPISA		P		75.00	25.00	100.00
							P(a)		75.00	25.00	100.00
							A				
1.1 Change in revenues of employees of the Anchor firm		%	0.00	2015	UPISA		P		50.00	50.00	100.00
							P(a)		50.00	50.00	100.00
							A				
1.2 Jobs created in peripheral producers	RF	Jobs	0.00	2015	UPISA		P		200.00	200.00	400.00
							P(a)		200.00	200.00	400.00
							A				


 RF - RF Indicator  SI - Sector Indicator  CI - Country Indicator  PG - Pro-Gender  PE - Pro-Ethnicity

Outcomes


Outcome:	0 Pequeñas empresas sostenibles, principalmente en las cadenas de valor de los sectores industrial, turístico y agroindustrial.
Observation:	

[illegible]

[illegible]

0.5 Jobs created through the establishment of Micro Parks						Indicate s the number of people to be employe d as a result of the introduct ion of Micropar ks. The indicator is measure d as continuo us employ ment over the period. So the number of employe d in year 2 should be maintain ed or expande d by year 4.	P									
							P(a)						50.00	150.00		150.00
							A					0.00				
Outcome:	1 Nuevas fuentes de financiamiento para bienes de capital de las pequeñas empresas y explotaciones agropecuarias desarrolladas.															
Observation:																

Indicators		Flags*	Unit of Measure	Baseline	Baseline Year	Means of verification	Observations	2011		2012	2013	2014	2015	2016	2017	2018	EOP	
1.1 Tasa de retorno sobre el capital			%	0.00	2013	Informes de empresas de arrendamiento / Balances auditados de empresas de arrendamiento / Informes de avance OE	Mide la rentabilidad de la actividad de arrendamiento y demostrará que el mercado es viable. Se mide como EBITDA, según los datos proporcionados por las empresas en sus estados financieros auditados	P										
								P(a)			2.00	6.00	16.00	16.00	16.00		16.00	
								A				0.00						
1.1 Monto de contratos de arrendamiento pendientes (vigentes)			USD	0.00	2013	Balances auditados de las empresas de arrendamiento / Informes de Avance del OE	Mide el monto (en dólares) del arrendamiento financiero o proporcionado por las empresas financieras por el programa	P										
								P(a)			0.00	0.00	2,900,000.00	2,900,000.00	0.00		5,800,000.00	
								A				0.00						
Outcome:	2 Value chains developed around Anchor firms																	
Observation:																		
Indicators		Flags*	Unit of Measure	Baseline	Baseline Year	Means of verification	Observations	2011		2012	2013	2014	2015	2016	2017	2018	EOP	
2.0 Change in exports of Anchor firm			%	0.00	2015	UPISA		P						10.00	10.00	10.00	30.00	
								P(a)						10.00	10.00	10.00	30.00	
								A										

2.1 Incremental employees working at Anchor firm	 RF	Jobs	0.00	2015	UPISA	Measure s the number of individuals, broken down by gender, who move from subsistence farming to paid employment in the anchor firm.	P						100.00	100.00	100.00	300.00
							P(a)						100.00	100.00	100.00	300.00
							A									
2.3 Peripheral producers integrated to Anchor value chains		Producers	0.00	2015	UPISA	Producers who sell their goods and/or services to the anchor firm. Each peripheral producer is estimated to employ around 20 workers.	P						200.00	200.00	150.00	550.00
							P(a)						200.00	200.00	150.00	550.00
							A									

Outputs: Annual Physical and Financial Progress

Emisión de Garantías		Physical Progress			Financial Progress		
Outputs	Unit of Measure	2015		EOP	2015		EOP
Instituciones Financieras Intermedias elegibles para presentar operaciones susceptibles de ser garantizadas	IFIs	P		5.00	P		
		P(a)	0.00	6.00	P(a)	0.00	3.00
		A		6.00	A		3.00
Garantías en condición de ser emitidas (en función de la capacidad y disponibilidad de los fondos para emitir garantías y de la capacidad operativa del FDI para procesarlas) sobre el total de las garantías disponibles a emitir	Monto Garantías	P		25,200,000.00	P		12,600,000.00
		P(a)	0.00	10,000,000.00	P(a)	0.00	5,000,000.00
		A		10,000,000.00	A		5,000,000.00
Fondo de Garantías Parciales de Crédito establecido y operando	%	P		100.00	P		200.00
		P(a)	0.00	100.00	P(a)	0.00	100.00
		A		100.00	A		100.00
Asistencia Técnica FDI		Physical Progress			Financial Progress		
Outputs	Unit of Measure	2015		EOP	2015		EOP
Asistencia Técnica (servicios de consultoría/otros servicios/equipamientos adicionales) para desarrollo e instrumentación operativa dentro del FDI de las funciones necesarias y suficientes para gerenciar Fondos de Garantía de Crédito	%	P		160.00	P		551,093.00
		P(a)	0.00	200.00	P(a)	0.00	154,393.00
		A		200.00	A		154,393.00
Administración y Supervisión							
Reformulación Parcial 1: Ampliación Programa Piloto para brindar apoyo a MiPyMEs		Physical Progress			Financial Progress		
Outputs	Unit of Measure	2015		EOP	2015		EOP
Businesses assisted by the Accelerator Program	Businesses	P		0.00	P		0.00
		P(a)	15.00	50.00	P(a)	10,100.00	3,074,371.00
		A	0.00	0.00	A		0.00
Micro Parks built and functioning	Microparques	P		0.00	P		0.00
		P(a)	0.00	3.00	P(a)	6,000.00	3,654,800.00
		A	0.00	0.00	A		0.00
Partial Reformulation 1: Pilot Financing for Leasing Arrangements		Physical Progress			Financial Progress		
Outputs	Unit of Measure	2015		EOP	2015		EOP
Leasing companies created with Program Resources	Companies	P		0.00	P		0.00
		P(a)	1.00	3.00	P(a)	0.00	2,000,000.00
		A	0.00	0.00	A		0.00
Technical Consultancies carried out to support the creation of leasing companies.	Consultancies	P		0.00	P		0.00
		P(a)	3.00	9.00	P(a)	0.00	250,000.00
		A	0.00	0.00	A		0.00
Partial Reformulation 2: Catalizing commercial financing for Anchor projects		Physical Progress			Financial Progress		
Outputs	Unit of Measure	2015		EOP	2015		EOP
Private financing catalized	Financing	P		3.00	P		6,000,000.00
		P(a)		3.00	P(a)		6,000,000.00
		A		0.00	A		0.00

Public financing catalized	Financing	P		3.00	P		5,000,000.00
		P(a)		3.00	P(a)		5,000,000.00
		A		0.00	A		0.00
Partial Reformulation 2: Facilitating the social and environmental viability of projects		Physical Progress			Financial Progress		
Outputs	Unit of Measure		2015	EOP		2015	EOP
Micro-producers trained	Micro-producers	P		1,576.00	P		1,820,000.00
		P(a)		1,576.00	P(a)		1,820,000.00
		A		0.00	A		0.00
Peripheral producers receiving technical assistance	Producers	P		66.00	P		2,107,359.00
		P(a)		66.00	P(a)		2,107,359.00
		A		0.00	A		0.00
Individuals compensated for resettlement	Individuals	P		90.00	P		2,465,000.00
		P(a)		90.00	P(a)		2,465,000.00
		A		0.00	A		0.00
Partial Reformulation 2: Facilitating the progressive emergence of projects		Physical Progress			Financial Progress		
Outputs	Unit of Measure		2015	EOP		2015	EOP
Anchor firms served by the executing unit	Anchor firms	P		7.00	P		1,220,633.00
		P(a)		7.00	P(a)		1,220,633.00
		A		0.00	A		0.00
Feasibility studies financed	Studies	P		7.00	P		3,387,008.00
		P(a)		7.00	P(a)		3,387,008.00
		A		0.00	A		0.00
Pilot projects financed by the program	Pilot projects	P		1.00	P		1,000,000.00
		P(a)		1.00	P(a)		1,000,000.00
		A		0.00	A		0.00

Other Cost		2015	Cost
Auditoría y Evaluaciones	P		\$69,500.00
	P(a)		\$14,200.00
	A	\$0.00	\$14,200.00
Technical support from the specialized firm	P		\$0.00
	P(a)	\$94,714.00	\$663,000.00
	A	\$0.00	\$0.00
Gestión y Supervisión del Programa (incluye auditorías y evaluación)	P		\$0.00
	P(a)	\$64,394.00	\$503,794.00
	A	\$0.00	\$0.00
Imprevistos	P		\$0.00
	P(a)	\$185,339.00	\$185,339.00
	A	\$0.00	\$0.00
Total Cost		2015	Total Cost
	P		\$36,220,793.00
	P(a)	\$360,547.00	\$38,139,453.00
	A		\$5,168,696.00

Changes to the Matrix

Section	Name	Type of Change	Reasons	Entered in the System	Agreed with Executing Agency
Outcome	Jobs created through the establishment of Micro Parks	Update Baseline and/or Baseline Year (when there was a previous value)	Baseline was missing and now added as per approved results matrix.	11/16/2015	12/17/2012
Outcome	Jobs created through the establishment of Micro Parks	Modify Means of Verification	Means of verification was missing and now added as per approved results matrix.	11/16/2015	12/17/2012
Output	Micro-producers trained	Modify Financial P value	Adjusted to reflect the start-up plan agreed upon between UPISA and the Bank within the 60 days following the eligibility of the 2nd partial reformulation (Anchors program).	11/16/2015	5/27/2015
Output	Public financing catalized	Modify Financial P value	Adjusted to reflect the start-up plan agreed upon between UPISA and the Bank within the 60 days following the eligibility of the 2nd partial reformulation (Anchors program).	11/16/2015	5/27/2015
Output	Private financing catalized	Modify Financial P value	Adjusted to reflect the start-up plan agreed upon between UPISA and the Bank within the 60 days following the eligibility of the 2nd partial reformulation (Anchors program).	11/16/2015	5/27/2015
Impact	Change in revenues of employees of the Anchor firm	Modify Means of Verification	Means of verification added as per approved results matrix.	11/16/2015	6/18/2015
Impact	Jobs created in peripheral producers	Modify Means of Verification	Means of verification added as per approved results matrix.	11/16/2015	6/18/2015
Outcome	Peripheral producers integrated to Anchor value chains	Modify Means of Verification	Means of verification added as per approved results matrix.	11/16/2015	6/18/2015
Outcome	Incremental employees working at Anchor firm	Modify Means of Verification	Means of verification added as per approved results matrix.	11/16/2015	6/18/2015
Outcome	Change in exports of Anchor firm	Modify Means of Verification	Means of verification added as per approved results matrix.	11/16/2015	6/18/2015
Output	Technical Consultancies carried out to support the creation of leasing companies.	Modify Means of Verification	Means of verification added as per approved results matrix.	11/16/2015	12/17/2012
Output	Leasing companies created with Program Resources	Modify Means of Verification	Means of verification added as per approved results matrix.	11/16/2015	12/17/2012
Output	Micro Parks built and functioning	Modify Means of Verification	Means of verification added as per approved results matrix.	11/16/2015	12/17/2012
Output	Businesses assisted by the Accelerator Program	Modify Means of Verification	Means of verification added as per approved results matrix.	11/16/2015	12/17/2012
Output	Public financing catalized	Modify Physical P value	Adjusted to reflect the start-up plan agreed upon between UPISA and the Bank within the 60 days following the eligibility of the 2nd partial reformulation (Anchors program).	11/16/2015	5/27/2015
Outcome	Change in exports of Anchor firm	Modify Indicator name	Adjusted to reflect the start-up plan agreed upon between UPISA and the Bank within the 60 days following the eligibility of the 2nd partial reformulation (Anchors program). During this time, it became clear that this indicator that was originally measured against a control group "Increase in the difference in exports between beneficiary and non-beneficiary firms" would not be measurable. During the conceptualization of the Anchor project, the team and counterpart had not yet spoken to as many potential anchor companies nor did they have much interactions with the other beneficiaries, like the producers. Subsequently, they determined that using a control group would be unproductive since there are few anchor type companies operating in the agribusiness.	11/13/2015	5/27/2015
Impact	Jobs created in peripheral producers	Modify Indicator name	Adjusted to reflect the start-up plan agreed upon between UPISA and the Bank within the 60 days following the eligibility of the 2nd partial reformulation (Anchors program). During this time, it became clear that this indicator that was originally measured against a control group "Difference in the increase in the number of workers employed by peripheral producers in the beneficiary chains, compared with the control group" would not be measurable. During the conceptualization of the Anchor project, the team and counterpart had not yet spoken to as many potential anchor companies nor did they have much interactions with the other beneficiaries, like the producers. Subsequently, they determined that using a control group would be unproductive since there are few anchor type companies operating in the agribusiness.	11/13/2015	5/27/2015

Impact	Change in revenues of employees of the Anchor firm	Modify Indicator name	Adjusted to reflect the start-up plan agreed upon between UPISA and the Bank within the 60 days following the eligibility of the 2nd partial reformulation (Anchors program). During this time, it became clear that this indicator that was originally measured against a control group "Difference in the nominal daily wage for workers of the anchor firm compared with the control group" would not be measurable. During the conceptualization of the Anchor project, the team and counterpart had not yet spoken to as many potential anchor companies nor did they have much interactions with the other beneficiaries, like the producers. Subsequently, they determined that using a control group would be unproductive since there are few anchor type companies operating in the agribusiness.	11/13/2015	5/27/2015
Impact	Change in the value of the production of the Anchor firm	Modify Indicator name	Adjusted to reflect the start-up plan agreed upon between UPISA and the Bank within the 60 days following the eligibility of the 2nd partial reformulation (Anchors program). During this time, it became clear that this indicator that was originally measured against a control group "Difference in the value of output in the beneficiary chain involved with the anchor firm compared with the control group" would not be measurable. During the conceptualization of the Anchor project, the team and counterpart had not yet spoken to as many potential anchor companies nor did they have much interactions with the other beneficiaries, like the producers. Subsequently, they determined that using a control group would be unproductive since there are few anchor type companies operating in the agribusiness.	11/13/2015	5/27/2015
Output	prototipos y pruebas de producto financiados.	Modify Financial P value	Adjusted to reflect the start-up plan agreed upon between UPISA and the Bank within the 60 days following the eligibility of the 2nd partial reformulation (Anchors program).	11/11/2015	5/27/2015
Output	estudios de viabilidad financiados.	Modify Financial P value	Adjusted to reflect the start-up plan agreed upon between UPISA and the Bank within the 60 days following the eligibility of the 2nd partial reformulation (Anchors program).	11/11/2015	5/27/2015
Output	empresas ancla atendidas por la Unidad Ejecutora.	Modify Financial P value	Adjusted to reflect the start-up plan agreed upon between UPISA and the Bank within the 60 days following the eligibility of the 2nd partial reformulation (Anchors program).	11/11/2015	5/27/2015
Output	Personas compensadas por la relocalización.	Modify Financial P value	Adjusted to reflect the start-up plan agreed upon between UPISA and the Bank within the 60 days following the eligibility of the 2nd partial reformulation (Anchors program).	11/11/2015	5/27/2015
Output	Productores periféricos que reciben asistencia técnica.	Modify Financial P value	Adjusted to reflect the start-up plan agreed upon between UPISA and the Bank within the 60 days following the eligibility of the 2nd partial reformulation (Anchors program).	11/11/2015	5/27/2015
Output	Micro-productores capacitados.	Modify Financial P value	Adjusted to reflect the start-up plan agreed upon between UPISA and the Bank within the 60 days following the eligibility of the 2nd partial reformulation (Anchors program).	11/11/2015	5/27/2015
Output	Financiación publica catalizada.	Modify Financial P value	Adjusted to reflect the start-up plan agreed upon between UPISA and the Bank within the 60 days following the eligibility of the 2nd partial reformulation (Anchors program).	11/11/2015	5/27/2015
Output	Financiación privada catalizada.	Modify Financial P value	Adjusted to reflect the start-up plan agreed upon between UPISA and the Bank within the 60 days following the eligibility of the 2nd partial reformulation (Anchors program).	11/11/2015	5/27/2015
Output	prototipos y pruebas de producto financiados.	Modify Physical P value	Adjusted to reflect the start-up plan agreed upon between UPISA and the Bank within the 60 days following the eligibility of the 2nd partial reformulation (Anchors program).	11/11/2015	5/27/2015
Output	estudios de viabilidad financiados.	Modify Physical P value	Adjusted to reflect the start-up plan agreed upon between UPISA and the Bank within the 60 days following the eligibility of the 2nd partial reformulation (Anchors program).	11/11/2015	5/27/2015
Output	empresas ancla atendidas por la Unidad Ejecutora.	Modify Physical P value	Adjusted to reflect the start-up plan agreed upon between UPISA and the Bank within the 60 days following the eligibility of the 2nd partial reformulation (Anchors program).	11/11/2015	5/27/2015
Output	Personas compensadas por la relocalización.	Modify Physical P value	Adjusted to reflect the start-up plan agreed upon between UPISA and the Bank within the 60 days following the eligibility of the 2nd partial reformulation (Anchors program).	11/11/2015	5/27/2015
Output	Productores periféricos que reciben asistencia técnica.	Modify Physical P value	Adjusted to reflect the start-up plan agreed upon between UPISA and the Bank within the 60 days following the eligibility of the 2nd partial reformulation (Anchors program).	11/11/2015	5/27/2015
Output	Micro-productores capacitados.	Modify Physical P value	Adjusted to reflect the start-up plan agreed upon between UPISA and the Bank within the 60 days following the eligibility of the 2nd partial reformulation (Anchors program).	11/11/2015	5/27/2015

Output	Financiación publica catalizada.	Create Output	Adjusted to reflect the start-up plan agreed upon between UPISA and the Bank within the 60 days following the eligibility of the 2nd partial reformulation (Anchors program).	11/11/2015	5/27/2015
Output	Financiación privada catalizada.	Modify Physical P value	Adjusted to reflect the start-up plan agreed upon between UPISA and the Bank within the 60 days following the eligibility of the 2nd partial reformulation (Anchors program).	11/11/2015	5/27/2015
Outcome	nuevos asalariados creados por empresa ancla. Mujeres	Delete Outcome Indicator	Adjusted to reflect the start-up plan agreed upon between UPISA and the Bank within the 60 days following the eligibility of the 2nd partial reformulation (Anchors program).	11/11/2015	5/27/2015
Outcome	nuevos asalariados creados por empresa ancla.	Modify EOP P	Adjusted to reflect the start-up plan agreed upon between UPISA and the Bank within the 60 days following the eligibility of the 2nd partial reformulation (Anchors program).	11/11/2015	5/27/2015
Outcome	nuevos productores periféricos incorporados en la cadena de valor.	Modify EOP P	Adjusted to reflect the start-up plan agreed upon between UPISA and the Bank within the 60 days following the eligibility of the 2nd partial reformulation (Anchors program).	11/11/2015	5/27/2015
Outcome	nuevos asalariados creados por empresa ancla. Mujeres	Update Baseline and/or Baseline Year (when there was a previous value)	Adjusted to reflect the start-up plan agreed upon between UPISA and the Bank within the 60 days following the eligibility of the 2nd partial reformulation (Anchors program).	11/11/2015	5/27/2015
Outcome	nuevos asalariados creados por empresa ancla. Mujeres	Modify Unit of Measure	Adjusted to reflect the start-up plan agreed upon between UPISA and the Bank within the 60 days following the eligibility of the 2nd partial reformulation (Anchors program).	11/11/2015	5/27/2015
Outcome	nuevos asalariados creados por empresa ancla. Hombres	Update Baseline and/or Baseline Year (when there was a previous value)	Adjusted to reflect the start-up plan agreed upon between UPISA and the Bank within the 60 days following the eligibility of the 2nd partial reformulation (Anchors program).	11/11/2015	5/27/2015
Outcome	nuevos asalariados creados por empresa ancla. Hombres	Modify Unit of Measure	Adjusted to reflect the start-up plan agreed upon between UPISA and the Bank within the 60 days following the eligibility of the 2nd partial reformulation (Anchors program).	11/11/2015	5/27/2015
Outcome	Diferencia entre exportaciones entre las empresas beneficiadas y no beneficiadas.	Modify EOP P	Adjusted to reflect the start-up plan agreed upon between UPISA and the Bank within the 60 days following the eligibility of the 2nd partial reformulation (Anchors program).	11/11/2015	5/27/2015
Outcome	Diferencia entre exportaciones entre las empresas beneficiadas y no beneficiadas.	Update Baseline and/or Baseline Year (when there was a previous value)	Adjusted to reflect the start-up plan agreed upon between UPISA and the Bank within the 60 days following the eligibility of the 2nd partial reformulation (Anchors program).	11/11/2015	5/27/2015
Outcome	Diferencia entre exportaciones entre las empresas beneficiadas y no beneficiadas.	Modify Unit of Measure	Adjusted to reflect the start-up plan agreed upon between UPISA and the Bank within the 60 days following the eligibility of the 2nd partial reformulation (Anchors program).	11/11/2015	5/27/2015
Impact	Diferencia del incremento del número de trabajadores empleados por los productores periféricos en las cadenas beneficiadas respecto al grupo de control.	Modify EOP P	Adjusted to reflect the start-up plan agreed upon between UPISA and the Bank within the 60 days following the eligibility of the 2nd partial reformulation (Anchors program).	11/11/2015	5/27/2015
Impact	Diferencia del incremento del número de trabajadores empleados por los productores periféricos en las cadenas beneficiadas respecto al grupo de control.	Update Baseline and/or Baseline Year (when there was a previous value)	Adjusted to reflect the start-up plan agreed upon between UPISA and the Bank within the 60 days following the eligibility of the 2nd partial reformulation (Anchors program).	11/11/2015	5/27/2015

Impact	Diferencia del incremento del número de trabajadores empleados por los productores periféricos en las cadenas beneficiadas respecto al grupo de control.	Modify Unit of Measure	Adjusted to reflect the start-up plan agreed upon between UPISA and the Bank within the 60 days following the eligibility of the 2nd partial reformulation (Anchors program).	11/11/2015	5/27/2015
Impact	Diferencia del salario nominal diario para los trabajadores de la empresa ancla respecto al grupo de control.	Update Baseline and/or Baseline Year (when there was a previous value)	Adjusted to reflect the start-up plan agreed upon between UPISA and the Bank within the 60 days following the eligibility of the 2nd partial reformulation (Anchors program).	11/11/2015	5/27/2015
Impact	Diferencia del salario nominal diario para los trabajadores de la empresa ancla respecto al grupo de control.	Modify Unit of Measure	Adjusted to reflect the start-up plan agreed upon between UPISA and the Bank within the 60 days following the eligibility of the 2nd partial reformulation (Anchors program).	11/11/2015	5/27/2015
Impact	Diferencia del valor de la producción en la cadena beneficiada alrededor de la empresa ancla respecto al grupo de control	Modify EOP P	Adjusted to reflect the start-up plan agreed upon between UPISA and the Bank within the 60 days following the eligibility of the 2nd partial reformulation (Anchors program).	11/11/2015	5/27/2015
Impact	Diferencia del valor de la producción en la cadena beneficiada alrededor de la empresa ancla respecto al grupo de control	Update Baseline and/or Baseline Year (when there was a previous value)	Adjusted to reflect the start-up plan agreed upon between UPISA and the Bank within the 60 days following the eligibility of the 2nd partial reformulation (Anchors program).	11/11/2015	5/21/2015
Impact	Diferencia del valor de la producción en la cadena beneficiada alrededor de la empresa ancla respecto al grupo de control	Modify Unit of Measure	Adjusted to reflect the start-up plan agreed upon between UPISA and the Bank within the 60 days following the eligibility of the 2nd partial reformulation (Anchors program).	11/11/2015	5/27/2015
Output	Reformulación Parcial 1: Asistencia Técnica Firma Especializada	Delete Component	This element is captured in "other costs". The assistance provided by the specialized firm is a complement to the management and supervision role of the executing agency (in a sense, they are part of the same team). The output of this activity is the delivery of the components related to the Business Incubator, Micro Parks and Leasing component.	10/15/2015	10/16/2015
Output	Reformulación Parcial 1: Imprevistos	Delete Component	This element is captured in "other costs".	10/15/2015	10/16/2015
Output	Reformulación Parcial 1: Gestión y Supervisión	Delete Component	This element is captured in "other costs". Direct outputs are the delivery of components related to the Business Incubator, Micro Parks and Leasing Component.	10/15/2015	10/16/2015
Output	Technical Consultancies carried out to support the creation of leasing companies.	Modify Physical P(a) value	Output Physical value modified for 2017 due to the fact that program just became eligible.	10/13/2015	10/16/2015
Outcome	Jobs created through the establishment of Micro Parks	Modify Indicator name	Outcome modified to reflect separation between the two programs, Incubator and Micro Parks.	10/13/2015	10/16/2015
Outcome	Jobs created through the accelerator program	Modify Indicator name	Name of Outcome translated into English.	10/13/2015	10/16/2015
Outcome	Total number of MSMEs working inside and/or in association with micro parks	Delete Outcome Indicator	Outcome deleted to reflect current interpretation of the program	10/13/2015	10/16/2015
Outcome	Persons employed by Micro Parks	Create Outcome Indicator	Outcome modified to reflect separation between the two programs, Incubator and Micro Parks.	10/13/2015	10/16/2015
Outcome	Persons Employed by business incubator	Modify EOP P(a)	Target modified for 2016 and 2017 since program just became eligible.	10/13/2015	10/16/2015
Outcome	Beneficiaries supported by the Business Incubator (Accelerator) eligible for finance from other sources	Modify EOP P(a)	Target modified for 2016 and 2017 since program just became eligible.	10/13/2015	10/16/2015

Outcome	Average annual savings rate of beneficiaries	Modify EOP P(a)	Target modified for 2016 and 2017 since program just became eligible.	10/13/2015	10/16/2015
Outcome	Beneficiaries supported by the Business Incubator (Accelerator) eligible for finance from other sources	Modify Indicator name	Indicator name adjusted to reflect the change that you want to achieve as a result of the implementation of the project.	10/13/2015	10/16/2015
Outcome	Companies up to date in repayment of Accelerator Loans	Modify Indicator name	Indicator name adjusted to reflect the change that you want to achieve as a result of the implementation of the project.	10/13/2015	10/16/2015
Outcome	Average annual savings rate of beneficiaries	Modify Indicator name	Indicator name adjusted to reflect the change that you want to achieve as a result of the implementation of the project.	10/13/2015	10/16/2015
Outcome	Total number of MSMEs working inside and/or in association with micro parks	Modify Unit of Measure	Translated into English	10/13/2015	10/16/2015
Output	Completion of Perimeter Fence	Create Milestone	New milestone added for proper monitoring of output	10/13/2015	10/16/2015
Output	Completion of electrical and lighting system	Create Milestone	New milestone added for proper monitoring of output	10/13/2015	10/16/2015
Output	Installation of Equipment	Create Milestone	New milestone added for proper monitoring of output	10/13/2015	10/16/2015
Output	completion of Water Supply and Severage System	Create Milestone	New milestone added for proper monitoring of output	10/13/2015	10/16/2015
Output	Completion of Building works	Create Milestone	New milestone added for proper monitoring of output	10/13/2015	10/16/2015
Output	Completiono f perimeter fence	Delete Output	Deleted wrongly added output. Was supposed to be a milestone.	10/13/2015	10/16/2015
Output	Completion of electrical and lighting system	Delete Output	Deleted wrongly added output. Was supposed to be a milestone.	10/13/2015	10/16/2015
Output	Completion of Water Su pply and Severage System	Delete Output	Deleted wrongly added output. Was supposed to be a milestone.	10/13/2015	10/16/2015
Output	Installation of Equipment	Delete Output	Deleted wrongly added output. Was supposed to be a milestone.	10/13/2015	10/16/2015
Output	Completion of Building Works	Delete Output	Deleted wrongly added output. Was supposed to be a milestone.	10/13/2015	10/16/2015
Output	Completiono f perimeter fence	Create Output	Wrongly added output. Was supposed to be a milestone. To be deleted.	10/13/2015	10/16/2015
Output	Completion of electrical and lighting system	Create Output	Wrongly added output. Was supposed to be a milestone. To be deleted.	10/13/2015	10/16/2015
Output	Installation of Equipment	Create Output	Wrongly added output. Was supposed to be a milestone. To be deleted.	10/13/2015	10/16/2015
Output	Completion of Water Su pply and Severage System	Create Output	Wrongly added output. Was supposed to be a milestone. To be deleted.	10/13/2015	10/16/2015
Output	Completion of Building Works	Create Output	Wrongly added output. Was supposed to be a milestone. To be deleted.	10/13/2015	10/16/2015
Output	Leasing companies created with Program Resources	Modify Physical P(a) value	Output physical value modified for 2017 due to the fact that program just became eligible.	10/5/2015	10/16/2015
Output	Businesses assisted by the Accelerator Program	Modify Financial P(a) value	Target modified to better harmonize HA-L1050 and HA-L1068 plans.	10/5/2015	10/16/2015
Output	Micro Parks built and functioning	Modify Financial P(a) value	Target modified to better harmonize HA-L1050 and HA-L1068 plans.	10/5/2015	10/16/2015
Output	Leasing companies created with Program Resources	Modify Financial P(a) value	Output financial value modified for 2017 due to the fact that program just became eligible.	10/5/2015	10/16/2015
Output	Businesses assisted by the Accelerator Program	Modify Physical P(a) value	Target modified to better harmonize HA-L1050 and HA-L1068 plans.	10/5/2015	10/16/2015
Outcome	Total number of MSMEs working inside and/or in association with micro parks	Modify EOP P(a)	Target modified for 2016 and 2017 since program just became eligible.	10/5/2015	10/16/2015
Impact	Leasing companies are profitable	Modify Indicator name	Impact indicator translated into English. Target updated for later years since program just became eligible and taking into account current situation. Please note that EPO should not be additive.	10/5/2015	10/16/2015

Impact	Cost savings for businesses	Modify Indicator name	Impact indicator translated into English. Target updated for later years since program just became eligible and taking into account current situation. Please note that EPO should not be additive.	10/5/2015	10/16/2015
Impact	Changes in the sales / activities of beneficiary businesses.	Modify Indicator name	Impact indicator translated into English. Target updated for later years since program just became eligible and taking into account current situation. Please note that EPO should not be additive.	10/5/2015	10/16/2015
Impact	Contribute to supporting the development of small productive businesses as a source of economic growth and job creation.	Modify Statement	Translated statement into English.	10/5/2015	10/16/2015
Outcome	Empresas al día en los pagos de cuotas de capital aportado por la IE	Modify EOP P(a)	Target modified for 2016 and 2017 since program just became eligible.	10/5/2015	10/16/2015
Outcome	Total number of MSMEs working inside and/or in association with micro parks	Modify Indicator name	Name of Outcome translated into English to better reflect the concept of micro-parks.	10/5/2015	10/16/2015
Output	Technical Consultancies carried out to support the creation of leasing companies.	Modify Unit of Measure	Unit of measure translated into English.	10/5/2015	10/16/2015
Output	Technical Consultancies carried out to support the creation of leasing companies.	Modify Output name	Name of Output translated into English.	10/5/2015	10/16/2015
Output	Leasing companies created with Program Resources	Modify Unit of Measure	Unit of measure translated into English.	10/5/2015	10/16/2015
Output	Leasing companies created with Program Resources	Modify Output name	Name of Output translated into English.	10/5/2015	10/16/2015
Output	Partial Reformulation 1: Pilot Financing for Leasing Arrangements	Modify Component Name	Name of component translated into English.	10/5/2015	10/16/2015
Output	Micro Parks built and functioning	Modify Physical P(a) value	Target updated for 2016 and 2017 to better reflect plans.	10/5/2015	10/16/2015
Output	Equipment contract(s) signed and under execution	Create Milestone	Milestone created to better harmonize HA-L1050 and HA-L1068. It will shoe the progress against the corresponding output (Micro Parks built and functioning). It represents a major step in the execution plan of the micro park.	10/5/2015	10/16/2015
Output	Construction contract(s) signed and under execution	Create Milestone	Milestone created to better harmonize HA-L1050 and HA-L1068. It will shoe the progress against the corresponding output (Micro Parks built and functioning). It represents a major step in the execution plan of the micro park.	10/5/2015	10/16/2015
Output	Signature of contract between MCI and Sponsor	Create Milestone	Milestone created to better harmonize HA-L1050 and HA-L1068. It will shoe the progress against the corresponding output (Micro Parks built and functioning). It represents a major step in the execution plan of the micro park.	10/5/2015	10/16/2015
Output	Business plans approved by MCI and having received the bank's non-objection.	Create Milestone	Milestone created to better harmonize HA-L1050 and HA-L1068. It will shoe the progress against the corresponding output (Micro Parks built and functioning). It represents a major step in the execution plan of the micro park.	10/5/2015	10/16/2015
Output	Micro Parks built and functioning	Modify Output name	Name of Output translated into English.	10/5/2015	10/16/2015
Output	Enterprises receiving coaching (Technical Assistance for management and specialized technical assistance).	Create Milestone	Milestone created to better harmonize HA-L1050 and HA-L1068. It will shoe the progress against the corresponding output (Businesses assisted by the Accelerator Program). It represents a major step in the execution plan of the Accelerator Program.	10/5/2015	10/16/2015
Output	Number of Applicants selected to undergo further analysis by financial intermediary.	Create Milestone	Milestone created to better harmonize HA-L1050 and HA-L1068. It will shoe the progress against the corresponding output (Businesses assisted by the Accelerator Program). It represents a major step in the execution plan of the Accelerator Program..	10/5/2015	10/16/2015
Output	Number of Applicants receiving assistance in drafting their Business Plans.	Create Milestone	Milestone created to better harmonize HA-L1050 and HA-L1068. It will shoe the progress against the corresponding output (Businesses assisted by the Accelerator Program). It represents a major step in the execution plan of the Accelerator Program.	10/5/2015	10/16/2015
Output	Number of Applicants deemed eligible for further analysis.	Create Milestone	Milestone created to better harmonize HA-L1050 and HA-L1068. It will shoe the progress against the corresponding output (Businesses assisted by the Accelerator Program). It represents a major step in the execution plan of the Accelerator Program.	10/5/2015	10/16/2015

Output	Number of applications received following communications campaign (advertising, events, informational meetings etc)	Create Milestone	Milestone created to better harmonize HA-L1050 and HA-L1068. It will shoe the progress against the corresponding output (Businesses assisted by the Accelerator Program). It represents a major step in the execution plan of the Accelerator Program.	10/5/2015	10/16/2015
Output	Businesses assisted by the Accelerator Program	Modify Unit of Measure	Unit of measure translated into English.	10/5/2015	10/16/2015
Output	Businesses assisted by the Accelerator Program	Modify Output name	Name of Output translated into English.	10/5/2015	10/16/2015
Output	Reformulación Parcial 2: FACILITAR LA PROGRESIVA APARICIÓN DE PROYECTOS	Create Component	Se aprobó una segunda reformulación parcial de esta operación en junio de 2015. Este cambio refleja la incorporación de la matriz de resultados aprobada.	9/10/2015	6/18/2015
Output	prototipos y pruebas de producto	Create Output	Se aprobó una segunda reformulación parcial de esta operación en junio de 2015. Este cambio refleja la incorporación de la matriz de resultados aprobada.	9/10/2015	6/18/2015
Output	estudios de viabilidad financiados.	Create Output	Se aprobó una segunda reformulación parcial de esta operación en junio de 2015. Este cambio refleja la incorporación de la matriz de resultados aprobada.	9/10/2015	6/18/2015
Output	empresas ancla atendidas por la Unidad Ejecutora.	Create Output	Se aprobó una segunda reformulación parcial de esta operación en junio de 2015. Este cambio refleja la incorporación de la matriz de resultados aprobada.	9/10/2015	6/18/2015
Output	Reformulación Parcial 2: FACILITAR LA VIABILIDAD SOCIAL Y AMBIENTAL DE LOS PROYECTOS	Create Component	Se aprobó una segunda reformulación parcial de esta operación en junio de 2015. Este cambio refleja la incorporación de la matriz de resultados aprobada.	9/10/2015	6/18/2015
Output	Personas compensadas por la relocalización.	Create Output	Se aprobó una segunda reformulación parcial de esta operación en junio de 2015. Este cambio refleja la incorporación de la matriz de resultados aprobada.	9/10/2015	6/18/2015
Output	Productores periféricos que reciben asistencia técnica.	Create Output	Se aprobó una segunda reformulación parcial de esta operación en junio de 2015. Este cambio refleja la incorporación de la matriz de resultados aprobada.	9/10/2015	6/18/2015
Output	Micro-productores capacitados.	Create Output	Se aprobó una segunda reformulación parcial de esta operación en junio de 2015. Este cambio refleja la incorporación de la matriz de resultados aprobada.	9/10/2015	6/18/2015
Output	Reformulación parcial 2: Catalización financiación comercial empresas ancla	Create Component	Se aprobó una segunda reformulación parcial de esta operación en junio de 2015. Este cambio refleja la incorporación de la matriz de resultados aprobada.	9/10/2015	6/18/2015
Output	Financiación privada catalizada.	Create Output	Se aprobó una segunda reformulación parcial de esta operación en junio de 2015. Este cambio refleja la incorporación de la matriz de resultados aprobada.	9/10/2015	6/18/2015
Outcome	Cadenas de valor en torno a Inversión de empresas tipo ancla desarrolladas	Create Outcome	Se aprobó una segunda reformulación parcial de esta operación en junio de 2015. Este cambio refleja la incorporación de la matriz de resultados aprobada.	9/10/2015	6/18/2015
Outcome	nuevos productores periféricos incorporados en la cadena de valor.	Create Outcome Indicator	Se aprobó una segunda reformulación parcial de esta operación en junio de 2015. Este cambio refleja la incorporación de la matriz de resultados aprobada.	9/10/2015	6/18/2015
Outcome	nuevos asalariados creados por empresa ancla. Mujeres	Create Outcome Indicator	Se aprobó una segunda reformulación parcial de esta operación en junio de 2015. Este cambio refleja la incorporación de la matriz de resultados aprobada.	9/10/2015	6/18/2015
Outcome	nuevos asalariados creados por empresa ancla. Hombres	Create Outcome Indicator	Se aprobó una segunda reformulación parcial de esta operación en junio de 2015. Este cambio refleja la incorporación de la matriz de resultados aprobada.	9/10/2015	6/18/2015
Outcome	Diferencia entre exportaciones entre las empresas beneficiadas y no beneficiadas.	Create Outcome Indicator	Se aprobó una segunda reformulación parcial de esta operación en junio de 2015. Este cambio refleja la incorporación de la matriz de resultados aprobada.	9/10/2015	6/18/2015
Impact	Diferencia del valor de la producción en la cadena beneficiada alrededor de la empresa ancla respecto al grupo de control	Modify Means of Verification	Se aprobó una segunda reformulación parcial de esta operación en junio de 2015. Este cambio refleja la incorporación de la matriz de resultados aprobada.	9/10/2015	6/18/2015

Impact	Contribuir al crecimiento del producto agrícola haitiano	Create Impact	Se aprobó una segunda reformulación parcial de esta operación en junio de 2015. Este cambio refleja la incorporación de la matriz de resultados aprobada.	9/10/2015	6/18/2015
Impact	Diferencia del incremento del número de trabajadores empleados por los productores periféricos en las cadenas beneficiadas respecto al grupo de control.	Create Impact Indicator	Se aprobó una segunda reformulación parcial de esta operación en junio de 2015. Este cambio refleja la incorporación de la matriz de resultados aprobada.	9/10/2015	6/18/2015
Impact	Diferencia del salario nominal diario para los trabajadores de la empresa ancla respecto al grupo de control.	Create Impact Indicator	Se aprobó una segunda reformulación parcial de esta operación en junio de 2015. Este cambio refleja la incorporación de la matriz de resultados aprobada.	9/10/2015	6/18/2015
Impact	Diferencia del valor de la producción en la cadena beneficiada alrededor de la empresa ancla respecto al grupo de control	Create Impact Indicator	Se aprobó una segunda reformulación parcial de esta operación en junio de 2015. Este cambio refleja la incorporación de la matriz de resultados aprobada.	9/10/2015	6/18/2015

Please note that the Overall Stage represents the stage of the operation at the time of this report's publication, which might not necessarily match the stage of the operation during the PMR Cycle to which the report pertains.