





Results Matrix

Outcomes

Outcome:	1 Methodological framework for countries with administrations in transition as well as its dissemination	
Outcome:	2 Technical support through analysis, diagnostics and pilots	

 CRF Indicator

Outputs: Annual Physical and Financial Progress

1 Development of a methodological framework for government transitions in Latin America and the Caribbean						Physical Progress				Financial Progress						
Outputs	Output Description	Unit of Measure	Baseline	Baseline Year	Means of verification		2023	2024	EOP		2023	2024	EOP	Theme	Fund	Flags
1.1 Methodologies designed/strengthened	Methodological framework for the transition of governments in Latin America: Documentation of the process	Methodologies (#)	0	2022	Final report of the consultancy approved	P	1	0	1	P	70000	0	70000	Institutional Development	W2C	
						P(a)	0	0	0	P(a)	70000	0	70000			
						A				A						
1.2 Workshops organized	Seminars for dissemination and training	Workshops (#)	0	2022	Final TCM report	P	1	2	3	P	10000	20000	30000	Institutional Development	W2C	
						P(a)	1	2	3	P(a)	10000	20000	30000			
						A				A						
2 Technical support to countries for a successful government transition						Physical Progress				Financial Progress						
Outputs	Output Description	Unit of Measure	Baseline	Baseline Year	Means of verification		2023	2024	EOP		2023	2024	EOP	Theme	Fund	Flags
2.1 Diagnostics and assessments completed	Diagnostics and Comparisons of regulatory frameworks, transversal management systems, transparency and accountability	Diagnostics (#)	0	2022	Final report of the consultancy approved	P	2	1	3	P	50000	25000	75000	Institutional Development	W2C	
						P(a)	2	1	3	P(a)	50000	25000	75000			
						A				A						
2.2 Pilot interventions designed	Pilot design to address inefficient bureaucracy, corruption, crime and inadequate digital processes	Pilots (#)	0	2022	Final consultancy report approved	P	1	2	3	P	75000	150000	225000	Institutional Development	W2C	
						P(a)	1	2	3	P(a)	75000	150000	225000			
						A				A						

Other Cost

Total Cost

	2023	2024	Total Cost
P	\$205,000.00	\$195,000.00	\$400,000.00
P(a)	\$205,000.00	\$195,000.00	\$400,000.00
A			