












Results Matrix

Outcomes		
Outcome:	1 A digital application for learning one Andean indigenous language developed, piloted, validated and	
 CRF Indicator		

Outputs: Annual Physical and Financial Progress

1 Development of Indigenous Language Application						Physical Progress					Financial Progress					Theme	Fund	Flags		
Outputs	Output Description	Unit of Measure	Baseline	Baseline Year	Means of verification	2021	2022	2023	2024	EOP	2021	2022	2023	2024	EOP					
1.1 Training products developed	Indigenous language application developed	Products (#)	0	2021	Indigenous Language Applicaiton	P	0	0	1	0	1	P	0	78000	0	0	78000	Education	JPO	
						P(a)	0	0	1	0	1	P(a)	0	78000	0	0	78000			
						A	0				0	A	0				0			
1.2 Technical models designed	Language application designed	Models (#)	0	2021	Consultnacy report	P	0	1	0	0	1	P	0	50000	0	0	50000	Education	JPO	
						P(a)	0	1	0	0	1	P(a)	0	50000	0	0	50000			
						A	0				0	A	0				0			
2 Pilot Implementation						Physical Progress					Financial Progress					Theme Fund Flags				
Outputs	Output Description	Unit of Measure	Baseline	Baseline Year	Means of verification	2021	2022	2023	2024	EOP	2021	2022	2023	2024	EOP	Theme	Fund	Flags		
2.1 Supervision reports completed	OEI supervision report	Reports (#)	0	2021	Report Executing Agency	P	0	1	1	1	3	P	0	0	189350	123000	312350	Education	JPO	
						P(a)	0	1	1	1	3	P(a)	0	0	189350	123000	312350			
						A	0				0	A	0				0			
3 Assessment of Indigenous Students						Physical Progress					Financial Progress					Theme Fund Flags				
Outputs	Output Description	Unit of Measure	Baseline	Baseline Year	Means of verification	2021	2022	2023	2024	EOP	2021	2022	2023	2024	EOP	Theme	Fund	Flags		
3.1 Monitoring and evaluation systems designed	M&E plan	M&E systems (#)	0	2021	Consultnacy report	P	0	1	0	0	1	P	0	22000	0	0	22000	Education	JPO	
						P(a)	0	1	0	0	1	P(a)	0	22000	0	0	22000			
						A	0				0	A	0				0			
3.2 Experimental impact evaluation (ex-ante or ex-post) performed	RCT Baseline collected	Evaluation Final Report (#)	0	2021	Consultnacy report	P	0	0	1	0	1	P	0	0	75000	0	75000	Education	JPO	
						P(a)	0	0	1	0	1	P(a)	0	0	75000	0	75000			
						A	0				0	A	0				0			
3.3 Experimental impact evaluation (ex-ante or ex-post) performed	Endline and final RCT report	Evaluation Final Report (#)	0	2021	Consultnacy report	P	0	0	0	1	1	P	0	0	0	70000	70000	Education	JPO	
						P(a)	0	0	0	1	1	P(a)	0	0	0	70000	70000			
						A	0				0	A	0				0			
3.4 Process evaluations conducted	Qualitative evaluation	Evaluation Final Report (#)	0	2021	Consultnacy report	P	0	0	0	1	1	P	0	0	0	30000	30000	Education	JPO	
						P(a)	0	0	0	1	1	P(a)	0	0	0	30000	30000			
						A	0				0	A	0				0			
3.5 New databases created	Data analysis completed	Databases (#)	0	2021	Data base	P	0	0	0	1	1	P	0	0	0	45000	45000	Education	JPO	
						P(a)	0	0	0	1	1	P(a)	0	0	0	45000	45000			
						A	0				0	A	0				0			
4 Dissemination						Physical Progress					Financial Progress					Theme Fund Flags				
Outputs	Output Description	Unit of Measure	Baseline	Baseline Year	Means of verification	2021	2022	2023	2024	EOP	2021	2022	2023	2024	EOP	Theme	Fund	Flags		
4.1 Technical notes created	Note published	Notes (#)	0	2021	Note	P	0	0	0	1	1	P	0	0	0	8000	8000	Education	JPO	
						P(a)	0	0	0	1	1	P(a)	0	0	0	8000	8000			
						A	0				0	A	0				0			
4.2 Launch project workshop implemented	Launch workshop	Workshops (#)	0	2021	PPT	P	0	1	0	0	1	P	0	0	0	2000	2000	Education	JPO	
						P(a)	0	1	0	0	1	P(a)	0	0	0	2000	2000			
						A	0				0	A	0				0			

Other Cost
Audit
IDB Monitoring
OEI Administration Fee

	2021	2022	2023	2024	Cost
P	\$0.00	\$10,000.00	\$10,000.00	\$10,000.00	\$30,000.00
P(a)	\$0.00	\$10,000.00	\$10,000.00	\$10,000.00	\$30,000.00
A	\$0.00				\$0.00
P	\$0.00	\$10,000.00	\$10,000.00	\$15,000.00	\$35,000.00
P(a)	\$0.00	\$10,000.00	\$10,000.00	\$15,000.00	\$35,000.00
A	\$0.00				\$0.00
P	\$0.00	\$10,000.00	\$10,650.00	\$0.00	\$20,650.00
P(a)	\$0.00	\$10,000.00	\$10,650.00	\$0.00	\$20,650.00
A	\$0.00				\$0.00

	2021	2022	2023	2024	Total Cost
P		\$180,000.00	\$295,000.00	\$303,000.00	\$778,000.00
P(a)		\$180,000.00	\$295,000.00	\$303,000.00	\$778,000.00
A					

Total Cost