







Results Matrix

Outcomes

Outcome:	1 Smart cities Road Map designed									
Indicators	Flags*	Unit of Measure	Baseline	Baseline Year	Means of verification	2022	2023	2024	2025	EOP
1.1 strengthen Uruguay's medium-sized cities' capabilities in Smart City policy decision-making/technologies/strategies.		# cities	0.00	2022	Annual report approved	P	0.00	0.00	0.00	2.00
						P(a)				
						A				

 CRF Indicator

Outputs: Annual Physical and Financial Progress

1 I: Uruguay and Korean comparative experience						Physical Progress					Financial Progress					Theme	Fund	Flags		
Outputs	Output Description	Unit of Measure	Baseline	Baseline Year	Means of verification	2022	2023	2024	2025	EOP	2022	2023	2024	2025	EOP					
1.1 At least 3 strategic services provided by Departmental Goberments analized with gender and climate change perspective		Study	0	2022	Report approved by the IDB Team of Review the state of the art for urban services such as citizen relations, emergency response and tax revenue	P	0	3	0	0	3	P	0	7500	7500	0	15000	Institutional Development	KPR	
						P(a)	0	0	0	0	0	P(a)	0	0	0	0	0			
						A						A	0				0			
1.2 Workshops organized	Workshops to exchange best practices between Korea and Uruguay Experience's completed	Workshops (#)	0	2022	Report of the workshop from the Experience exchange between Korea and Uruguay completed	P	0	1	1	0	2	P	0	35000	0	0	35000	Sustainable Cities	KPR	
						P(a)	0	0	0	0	0	P(a)	0	0	0	0	0			
						A						A								
2 II: Smart City Road Map and Action Plan for medium-sized cities in Uruguay						Physical Progress					Financial Progress									
Outputs	Output Description	Unit of Measure	Baseline	Baseline Year	Means of verification	2022	2023	2024	2025	EOP	2022	2023	2024	2025	EOP	Theme	Fund	Flags		
2.1 Road Map studies and designed		# of studies	0	2022	Road maps with gender perspective designed	P	0	0	2	2	4	P	0	60000	60000	0	120000	Technology and Innovation	KPR	
						P(a)	0	0	0	0	0	P(a)	0	0	0	0	0			
						A						A								
2.2 Pilot interventions implemented	Products Prototypes scaled	Pilots (#)	0	2022	Report Prototypes pilot for products of Information and Communication Technologies approved by IDB Team	P	0	1	2	0	3	P	30000	0	0	0	30000	Social Development	KPR	
						P(a)	0	0	0	0	0	P(a)	0				0			
						A						A								
3 III: Pilot projects, Capacity Building and Knowledge Dissemination						Physical Progress					Financial Progress									
Outputs	Output Description	Unit of Measure	Baseline	Baseline Year	Means of verification	2022	2023	2024	2025	EOP	2022	2023	2024	2025	EOP	Theme	Fund	Flags		
3.1 Project proposal developed	Investment project with smart cities standards including gender focus to be financed by UR-L1164 designed	Proposals (#)	0	2022	Investment Project with gender perspective designed and approved by IDB	P	0	2	1	0	3	P	40000	70000	0	0	110000	Institutional Development	KPR	
						P(a)	0	0	0	0	0	P(a)	0	0	0	0	0			
						A						A								
3.2 Management information systems (MIS) implemented	Evaluation and monitoring system for project implementation implemented	Systems (#)	0	2022	Final report of evaluation and monitoring system implemented for project , approved by IADB	P	0	0	0	1	1	P	15000	0	0	0	15000	Institutional Development	KPR	
						P(a)	0	0	0	0	0	P(a)	0	0	0	0	0			
						A						A								
3.3 Technology solutions to improve the quality urban services in PDGS investment projects Incorporated		Study	0	2022	Final report approved by IADB of Technological solutions to improve quality urban services in PDGS investment projects	P	0	2	0	0	2	P	0	0	50000	0	50000	Sustainable Cities	KPR	
						P(a)	0	0	0	0	0	P(a)	0	0	0	0	0			
						A						A								
3.4 Strategies designed	Technical Guides incorporating technology for investment projects finance by the Loan with gender	Strategies (#)	0	2022	Technical Guide Strategy designed and approved by the Bank	P	0	0	0	1	1	P	0	0	0	15000	15000	Institutional Development	KPR	
						P(a)	0	0	0	0	0	P(a)	0	0	0	0	0			
						A						A								
3.5 Launch project workshop implemented	Dissemination Workshops to share the TC results implemented	Workshops (#)	0	2022	Final workshop result report approved by the IDB team	P	0	0	0	1	1	P	0	0	0	10000	10000	Sustainable Infrastructure	KPR	
						P(a)	0	0	0	0	0	P(a)	0	0	0	0	0			
						A						A								

Other Cost

Total Cost

 CRF Indicator

 Standard Output Indicator

	2022	2023	2024	2025	Total Cost
P	\$85,000.00	\$172,500.00	\$117,500.00	\$25,000.00	\$400,000.00
P(a)					
A					