







Results Matrix

Outcomes

Outcome:	1 Support the Colombian government though the strengthening of the DAPRE with a PMO to structure and strategy for Rural Productivity						
Indicators	Flags*	Unit of Measure	Baseline	Baseline Year	Means of verification	EOP	
1.1 Project implementation unit established		#	0.00	2020	Monitoring and evaluation reports	P	1.00
						P(a)	
						A	

 CRF Indicator

Outputs: Annual Physical and Financial Progress

1 Creation of the Project Management Office (PMO)						Physical Progress			Financial Progress							
Outputs	Output Description	Unit of Measure	Baseline	Baseline Year	Means of verification	2020	2021	EOP	2020	2021	EOP	Theme	Fund	Flags		
1.1 Diagnostics and assessments completed	Diagnosis of the needs and functions of the PMO	Diagnostics (#)	0	2020	Approved Deliverables	P	0	1	1	P	0	28700	28700	Agricultural Productivity and Food Security	KPC	
						P(a)			0	P(a)	0	28700	28700			
						A				A						
1.2 Implementation and Management Plan developed	PMO's Action Plan	Plans (#)	0	2020	Plans developed / Supervision Reports	P	0	1	1	P	0	54495	54495	Institutional Development	KPC	
						P(a)			0	P(a)	0	54495	54495			
						A				A						
1.3 Workshops organized	Coordination workshops with national and/or local entities	Workshops (#)	0	2020	Monitoring reports / Certificates of attendance	P	0	3	3	P	0	8000	8000	Institutional Development	KPC	
						P(a)			0	P(a)	0	8000	8000			
						A				A						
2 Support to strategic sectors and specific prioritized projects						Physical Progress			Financial Progress							
Outputs	Output Description	Unit of Measure	Baseline	Baseline Year	Means of verification	2020	2021	EOP	2020	2021	EOP	Theme	Fund	Flags		
2.1 Strategies designed	Design of a strategy for each priority sector and selected projects	Strategies (#)	0	2020	Approved Deliverables	P	0	3	3	P	0	17630	17630	Agricultural Productivity and Food Security	KPC	
						P(a)			0	P(a)	0	17630	17630			
						A				A						
2.2 Strategies implemented	Implementation of each strategy design	Strategies (#)	0	2020	Approved Deliverables	P	0	3	3	P	0	11175	11175	Agricultural Productivity and Food Security	KPC	
						P(a)			0	P(a)	0	11175	11175			
						A				A						

Other Cost

Total Cost

	2020	2021	Total Cost
P		\$120,000.00	\$120,000.00
P(a)		\$120,000.00	\$120,000.00
A			