






Results Matrix

Outcomes

Outcome:	1 Various ministries have reports to improve the design, implementation and evaluation of their social programs									
Indicators	Flags*	Unit of Measure	Baseline	Baseline Year	Means of verification		2020	2021	2022	EOP
1.1 # of Ministries that have reports to improve their programs.		Sectores	0.00	2020	Document presenting the improvements that were supported by the project	P	0.00	0.00	5.00	5.00
						P(a)	0.00	0.00	0.00	0.00
						A	0.00			0.00

 CRF Indicator

Outputs: Annual Physical and Financial Progress

1 Improvement of social insurance against the risks of income loss						Physical Progress					Financial Progress					Theme	Fund	Flags
Outputs	Output Description	Unit of Measure	Baseline	Baseline Year	Means of verification	2020	2021	2022	EOP	2020	2021	2022	EOP					
1.1 Project proposal developed	Proposals to develop a protection mechanism against the risks of loss of income.	Proposals (#)	0	2020	Proposals	P	0	3	0	3	P	0	100000	0	100000	Labor Markets	SOC	
						P(a)	0	3	0	3	P(a)	0	100000	0	100000			
						A	0			0	A	0			0			
1.2 Supervision reports completed	Reports of technical support to the implementation and evaluation design of the wage subsidy program	Reports (#)	0	2020	Reports	P	0	1	0	1	P	0	35000	0	35000	Labor Markets	SOC	
						P(a)	0	1	0	1	P(a)	0	35000	0	35000			
						A	0			0	A	0			0			
2 Improvement of access and quality of public health services						Physical Progress					Financial Progress					Theme	Fund	Flags
Outputs	Output Description	Unit of Measure	Baseline	Baseline Year	Means of verification	2020	2021	2022	EOP	2020	2021	2022	EOP					
2.1 Supervision reports completed	Evaluation of the implementation of networks at the first level of health care.	Reports (#)	0	2020	Reports	P	0	2	0	2	P	0	25000	0	25000	Labor Markets	SOC	
						P(a)	0	2	0	2	P(a)	0	25000	0	25000			
						A	0			0	A	0			0			
3 Improvement of education policies						Physical Progress					Financial Progress					Theme	Fund	Flags
Outputs	Output Description	Unit of Measure	Baseline	Baseline Year	Means of verification	2020	2021	2022	EOP	2020	2021	2022	EOP					
3.1 Project proposal developed	67/5000 Proposals for financing higher education institutions.	Proposals (#)	0	2020	Proposals	P	0	2	0	2	P	0	25000	0	25000	Labor Markets	SOC	
						P(a)	0	2	0	2	P(a)	0	25000	0	25000			
						A	0			0	A	0			0			
4 Reduction in the prevalence of violence against women						Physical Progress					Financial Progress					Theme	Fund	Flags
Outputs	Output Description	Unit of Measure	Baseline	Baseline Year	Means of verification	2020	2021	2022	EOP	2020	2021	2022	EOP					
4.1 Project proposal developed	Proposal for the creation of a Monitoring and Evaluation System of the Budget for Results Program in the area of	Proposals (#)	0	2020	Proposals	P	0	2	0	2	P	0	25000	0	25000	Labor Markets	SOC	
						P(a)	0	2	0	2	P(a)	0	25000	0	25000			
						A	0			0	A	0			0			

Other Cost
Other

	2020	2021	2022	Cost
P	\$0.00	\$16,000.00	\$16,000.00	\$32,000.00
P(a)	\$0.00	\$16,000.00	\$16,000.00	\$32,000.00
A				

Total Cost

	2020	2021	2022	Total Cost
P		\$226,000.00	\$16,000.00	\$242,000.00
P(a)		\$226,000.00	\$16,000.00	\$242,000.00
A				

 CRF Indicator

 Standard Output Indicator