







Results Matrix

Outcomes

Outcome:	1 Strengthening dialogues and strategies with local and federal governments in Brazil	
		

Outputs: Annual Physical and Financial Progress

1 1 - Knowledge and strategic communication						Physical Progress					Financial Progress					Theme	Fund	Flags		
Outputs	Output Description	Unit of Measure	Baseline	Baseline Year	Means of verification	2022	2023	2024	2025	EOP	2022	2023	2024	2025	EOP					
1.1 Technical notes created	Technical notes to support dialogues with governments	Notes (#)	0	2022	Publicación o aprobación por el Banco	P	0	1	2	0	3	P	0	20000	20000	12000	52000	Labor Markets	W2E	
						P(a)	0	1	2	0	3	P(a)	0	20000	20000	12000	52000			
						A	0				0	A	0				0			
1.2 Policy dialogue events organized	Dialogue events with governments, face-to-face or online, to identify demands for IDB support.	Events (#)	0	2022	presentations	P	0	1	1	1	3	P	0	10000	10000	18000	38000	Labor Markets	W2E	
						P(a)	0	1	1	1	3	P(a)	0	10000	10000	18000	38000			
						A	0				0	A	0				0			
2 2 - Diagnosis and design of operational solutions						Physical Progress					Financial Progress					Theme	Fund	Flags		
Outputs	Output Description	Unit of Measure	Baseline	Baseline Year	Means of verification	2022	2023	2024	2025	EOP	2022	2023	2024	2025	EOP					
2.1 Policy briefs completed	Concise report of a specific labor market or pension issue, with policy options to address it and recommendations	Briefs (#)	0	2022	Report validated by the project team	P	0	0	1	1	2	P	0	10000	25000	25000	60000	Labor Markets	W2E	
						P(a)	0	0	1	1	2	P(a)	0	10000	25000	25000	60000			
						A	0				0	A	0				0			
2.2 Presentations delivered	Presentation of studies prepared with TC resources, for governments or project teams.	Presentations (#)	0	2022	presentations	P	0	0	1	1	2	P	0	0	5000	5000	10000	Labor Markets	W2E	
						P(a)	0	0	1	1	2	P(a)	0	0	5000	5000	10000			
						A	0				0	A	0				0			
3 3 - Support for working women						Physical Progress					Financial Progress					Theme	Fund	Flags		
Outputs	Output Description	Unit of Measure	Baseline	Baseline Year	Means of verification	2022	2023	2024	2025	EOP	2022	2023	2024	2025	EOP					
3.1 Policy briefs completed	Concise report (or chapter within a report) on a specific labor market or welfare issue from a gender perspective. Needs to be approved by the project team	Briefs (#)	0	2022	Report validated by the project team	P	0	0	1	0	1	P	0	0	10000	5000	15000	Labor Markets	W2E	
						P(a)	0	0	1	0	1	P(a)	0	0	10000	5000	15000			
						A	0				0	A	0				0			
3.2 Presentations delivered	Presentations made to governments that contain gender elements as an action or proposal	Presentations (#)	0	2022	presentations	P	0	0	0	1	1	P	0	0	5000	10000	15000	Gender and Diversity	W2E	
						P(a)	0	0	0	1	1	P(a)	0	0	5000	10000	15000			
						A	0				0	A	0				0			

Other Cost
Incidentals

	2022	2023	2024	2025	Cost
P	\$0.00	\$0.00	\$0.00	\$10,000.00	\$10,000.00
P(a)	\$0.00	\$0.00	\$0.00	\$10,000.00	\$10,000.00
A	\$0.00				\$0.00

Total Cost

	2022	2023	2024	2025	Total Cost
P		\$40,000.00	\$75,000.00	\$85,000.00	\$200,000.00
P(a)		\$40,000.00	\$75,000.00	\$85,000.00	\$200,000.00
A					