







Results Matrix

Outcomes											
Outcome:	1 Promotion of Sustainable Mobility and Electromobility projects in Argentina										
Indicators	Flags*	Unit of Measure	Baseline	Baseline Year	Means of verification		2022	2023	2024	2025	EOP
1.1 Studies for sustainable mobility and electromobility		#	0.00	2022	Studies delivered	P	0.00	1.00	2.00	1.00	4.00
						P(a)	0.00	1.00	2.00	1.00	4.00
						A	0.00				4.00



Outputs: Annual Physical and Financial Progress

1 Sustainable mobility planning						Physical Progress					Financial Progress									
Outputs	Output Description	Unit of Measure	Baseline	Baseline Year	Means of verification	2022	2023	2024	2025	EOP	2022	2023	2024	2025	EOP	Theme	Fund	Flags		
1.1 Diagnostics and assessments completed	Consultancy to develop a roadmap for the deployment of sustainable mobility	Diagnostics (#)	0	2022	Diagnosis delivered	P	0	0	1	0	1	P	0	0	30000	0	30000	Sustainable Cities	W2B	
						P(a)	0	0	1	0	1	P(a)	0	0	30000	0	30000			
						A	0				0	A	0				0			
1.2 Strategies designed	Technical support consultancy for the identification of urban transportation projects with a gender perspective	Strategies (#)	0	2022	Strategy delivered	P	0	1	0	0	1	P	0	40000	0	0	40000	Sustainable Energy and Climate Change	W2B	
						P(a)	0	1	0	0	1	P(a)	0	40000	0	0	40000			
						A	0				0	A	0				0			
2 Support for technical, social and environmental prefeasibility studies						Physical Progress					Financial Progress									
Outputs	Output Description	Unit of Measure	Baseline	Baseline Year	Means of verification	2022	2023	2024	2025	EOP	2022	2023	2024	2025	EOP	Theme	Fund	Flags		
2.1 Prefeasibility Studies undertaken	Pre-feasibility studies for urban transport projects	Studies (#)	0	2022	Studies delivered	P	0	0	1	1	2	P	0	0	50000	50000	100000	Sustainable Infrastructure	W2B	
						P(a)	0	0	1	1	2	P(a)	0	0	50000	50000	100000			
						A	0				0	A	0				0			
3 Knowledge dissemination						Physical Progress					Financial Progress									
Outputs	Output Description	Unit of Measure	Baseline	Baseline Year	Means of verification	2022	2023	2024	2025	EOP	2022	2023	2024	2025	EOP	Theme	Fund	Flags		
3.2 Technical notes created	Technical note covering policy recommendations for sustainable mobility in Argentinian cities	Notes (#)	0	2022	Technical notes published	P	0	0	0	1	1	P	0	0	0	10000	10000	Sustainable Cities	W2B	
						P(a)	0	0	0	1	1	P(a)	0	0	0	10000	10000			
						A	0				0	A	0				0			
3.2 Workshops organized	Virtual wokshops about best practices for sustainable and inclusive mobility	Workshops (#)	0	2022	Workshops organized	P	0	1	1	0	2	P	0	10000	10000	0	20000	Sustainable Cities	W2B	
						P(a)	0	1	1	0	2	P(a)	0	10000	10000	0	20000			
						A	0				0	A	0				0			

Other Cost

Total Cost

	2022	2023	2024	2025	Total Cost
P		\$50,000.00	\$90,000.00	\$60,000.00	\$200,000.00
P(a)		\$50,000.00	\$90,000.00	\$60,000.00	\$200,000.00
A					