









Results Matrix

Outcomes								
Outcome:	1 Operational Methodology for the Social Listening Observatory							
Indicators	Flags*	Unit of Measure	Baseline	Baseline Year	Means of verification	EOP		
1.1 Operational Methodology for the Social Listening Observatory		# Documents	0.00	2021	Approved Reference Framework	P	1.00	
						P(a)	1.00	
						A	0.00	
Outcome:	2 Qualitative and Quantitative Data Management regarding migrant enhanced public perception							
Indicators	Flags*	Unit of Measure	Baseline	Baseline Year	Means of verification	EOP		
2.1 Qualitative and Quantitative Data uploaded in the generated Bank data platforms		#Databases	0.00	2021	Platform report of downloads	P	2.00	
						P(a)	2.00	
						A	0.00	
Outcome:	3 Knowledge product generation to facilitate decision making based on incremented evidence							
Indicators	Flags*	Unit of Measure	Baseline	Baseline Year	Means of verification	EOP		
3.1 Analytical documents about disseminated migration improvements.		#downloads	0.00	2021	Published Documents	P	2.00	
						P(a)	2.00	
						A	0.00	

 CRF Indicator

Outputs: Annual Physical and Financial Progress

1 Social Listening Observatory Creation						Physical Progress					Financial Progress					Theme	Fund	Flags
Outputs	Output Description	Unit of Measure	Baseline	Baseline Year	Means of verification	2021	2022	2023	EOP	2021	2022	2023	EOP					
1.1 Regulatory frameworks designed	Reference framework about the structure and methodology of the designed Social Listening Observatory	Frameworks (#)	0	2021	# Reference Frameworks	P	0	1	0	1	P	0	25000	0	25000	Social Development	SOC	
						P(a)	0	1	0	1	P(a)	0	25000	0	25000			
						A					A							
1.2 Technical notes created	Supervisor Reports Completed	Notes (#)	0	2021	# Reportes	P	0	1	0	1	P	0	15000	0	15000	Social Development	SOC	
						P(a)	0	1	0	1	P(a)	0	15000	0	15000			
						A					A							
1.3 Action plans designed	Action Plans	Action Plans (#)	0	2021	# of Plans	P	0	0	1	1	P	0	0	20000	20000	Social Development	SOC	
						P(a)	0	0	1	1	P(a)	0	0	20000	20000			
						A					A							
2 Structured and non structured data about migrants public perception						Physical Progress					Financial Progress					Theme	Fund	Flags
Outputs	Output Description	Unit of Measure	Baseline	Baseline Year	Means of verification	2021	2022	2023	EOP	2021	2022	2023	EOP					
2.1 Management information systems (MIS) designed	Information Systems	Systems (#)	0	2021	# Systems	P	0	1	1	2	P	0	20000	20000	40000	Social Development	SOC	
						P(a)	0	1	1	2	P(a)	0	20000	20000	40000			
						A					A							
2.2 Management information systems (MIS) implemented	Information Systems	Systems (#)	0	2021	# systems	P	0	1	1	2	P	0	20000	20000	40000	Social Development	SOC	
						P(a)	0	1	1	2	P(a)	0	20000	20000	40000			
						A					A							
2.3 New databases created	Databases	Databases (#)	0	2021	# Data Bases	P	0	1	2	3	P	0	25000	50000	75000	Social Development	SOC	
						P(a)	0	1	2	3	P(a)	0	25000	50000	75000			
						A					A							
3 Knowledge products dissemination						Physical Progress					Financial Progress					Theme	Fund	Flags
Outputs	Output Description	Unit of Measure	Baseline	Baseline Year	Means of verification	2021	2022	2023	EOP	2021	2022	2023	EOP					
3.1 Annual reports published	Published documents	Reports (#)	0	2021	# Publications	P	0	1	1	2	P	0	10000	10000	20000	Social Development	SOC	
						P(a)	0	1	1	2	P(a)	0	10000	10000	20000			
						A					A							
3.2 Seminars organized	Dissemination Seminars for the publications	Seminars (#)	0	2021	# Seminars	P	0	1	1	2	P	0	5000	5000	10000	Social Development	SOC	
						P(a)	0	1	1	2	P(a)	0	5000	5000	10000			
						A					A							

Other Cost
Imprevistos

	2021	2022	2023	Cost
P	\$0.00	\$2,500.00	\$2,500.00	\$5,000.00
P(a)	\$0.00	\$2,500.00	\$2,500.00	\$5,000.00
A				

Total Cost

	2021	2022	2023	Total Cost
P		\$122,500.00	\$127,500.00	\$250,000.00
P(a)		\$122,500.00	\$127,500.00	\$250,000.00
A				

 CRF Indicator

 Standard Output Indicator