






Results Matrix

Outcomes

| | | |
|----------|------------------------------------------------------------------------------------------|--|
| Outcome: | 1 Increase the availability of information on the demand of skills in Bahamas | |
| Outcome: | 2 Design a strategy to develop human capital in a strategic productive sector of Bahamas | |



Outputs: Annual Physical and Financial Progress

| 1 Collection of information on labor demand | | | | | | Physical Progress | | | | | Financial Progress | | | | | Theme | Fund | Flags | | |
|-----------------------------------------------------------|-------------------------------------------------------------------------------------------------------------------------|-----------------|----------|---------------|-----------------------------------------------------------------------------------------------------------------------|-------------------|------|------|------|-----|--------------------|------|------|-------|-------|-------|-------|---------------|-----|---------------------------------------------------------------------------------------|
| Outputs | Output Description | Unit of Measure | Baseline | Baseline Year | Means of verification | 2022 | 2023 | 2024 | 2025 | EOP | 2022 | 2023 | 2024 | 2025 | EOP | | | | | |
| 1.1 Diagnostics and assessments completed | Diagnostics and assessments of existing instruments to collect labor demand information in Bahamas. | Diagnostics (#) | 0 | 2022 | Document with the diagnostics and assessments of existing instruments to collect labor demand information in Bahamas. | P | 0 | 1 | 0 | 0 | 1 | P | 0 | 12000 | 0 | 0 | 12000 | Labor Markets | W2E |  |
| | | | | | | P(a) | 0 | 1 | 0 | 0 | 1 | P(a) | 0 | 12000 | 0 | 0 | 12000 | | | |
| | | | | | | A | | | | | | A | | | | | | | | |
| 1.2 Surveys conducted | Online survey of labor demand conducted on a representative sample of firms in Bahamas. | Surveys (#) | 0 | 2022 | Document with the questionnaire and the general results of the survey | P | 0 | 0 | 1 | 0 | 1 | P | 0 | 0 | 36000 | 0 | 36000 | Labor Markets | W2E |  |
| | | | | | | P(a) | 0 | 0 | 1 | 0 | 1 | P(a) | 0 | 0 | 36000 | 0 | 36000 | | | |
| | | | | | | A | | | | | | A | | | | | | | | |
| 1.3 Technical notes created | Technical note of results from the labor demand survey. | Notes (#) | 0 | 2022 | Methodological note with detailed results from the survey. | P | 0 | 0 | 1 | 0 | 1 | P | 0 | 0 | 12000 | 0 | 12000 | Labor Markets | W2E |  |
| | | | | | | P(a) | 0 | 0 | 1 | 0 | 1 | P(a) | 0 | 0 | 12000 | 0 | 12000 | | | |
| | | | | | | A | | | | | | A | | | | | | | | |
| 2 Design of a Talent Pipeline and implementation of pilot | | | | | | Physical Progress | | | | | Financial Progress | | | | | Theme | Fund | Flags | | |
| Outputs | Output Description | Unit of Measure | Baseline | Baseline Year | Means of verification | 2022 | 2023 | 2024 | 2025 | EOP | 2022 | 2023 | 2024 | 2025 | EOP | | | | | |
| 2.1 Diagnostics and assessments completed | Diagnostics and assessments of a strategic productive sector with skills requirements affected by technological change. | Diagnostics (#) | 0 | 2022 | Document with diagnostics and assessments of strategic productive sector and skills requirements. | P | 0 | 0 | 1 | 0 | 1 | P | 0 | 0 | 16875 | 0 | 16875 | Labor Markets | W2E |  |
| | | | | | | P(a) | 0 | 0 | 1 | 0 | 1 | P(a) | 0 | 0 | 16875 | 0 | 16875 | | | |
| | | | | | | A | | | | | | A | | | | | | | | |
| 2.2 Sectorial talent pipeline designed | | Documents (#) | 0 | 2022 | Document describing the Sectorial Talent Pipeline. | P | 0 | 0 | 0 | 1 | 1 | P | 0 | 0 | 0 | 66875 | 66875 | Labor Markets | W2E | |
| | | | | | | P(a) | 0 | 0 | 0 | 1 | 1 | P(a) | 0 | 0 | 0 | 66875 | 66875 | | | |
| | | | | | | A | | | | | | A | | | | | | | | |
| 3 Communication and dissemination | | | | | | Physical Progress | | | | | Financial Progress | | | | | Theme | Fund | Flags | | |
| Outputs | Output Description | Unit of Measure | Baseline | Baseline Year | Means of verification | 2022 | 2023 | 2024 | 2025 | EOP | 2022 | 2023 | 2024 | 2025 | EOP | | | | | |
| 3.1 Policy dialogue events organized | Event of dissemination of results, lessons learned, and policy recommendations from component 1 and 2 | Events (#) | 0 | 2022 | Agenda of the event and attendance list. | P | 0 | 0 | 0 | 1 | 1 | P | 0 | 0 | 0 | 6250 | 6250 | Labor Markets | W2E |  |
| | | | | | | P(a) | 0 | 0 | 0 | 1 | 1 | P(a) | 0 | 0 | 0 | 6250 | 6250 | | | |
| | | | | | | A | | | | | | A | | | | | | | | |

| |
|------------|
| Other Cost |
|------------|

| |
|------------|
| Total Cost |
| |

| | 2022 | 2023 | 2024 | 2025 | Total Cost |
|------|------|-------------|-------------|-------------|--------------|
| P | | \$12,000.00 | \$64,875.00 | \$73,125.00 | \$150,000.00 |
| P(a) | | \$12,000.00 | \$64,875.00 | \$73,125.00 | \$150,000.00 |
| A | | | | | |