








Results Matrix

Outcomes

Outcome:	1 Improve the pricing of infrastructure services in Latin America and the Caribbean
----------	-------------------------------------------------------------------------------------

CRF Indicator

Outputs: Annual Physical and Financial Progress

1 Diagnosis of pricing and its impact on equity in LAC						Physical Progress					Financial Progress				Theme	Fund	Flags	
Outputs	Output Description	Unit of Measure	Baseline	Baseline Year	Means of verification		2021	2022	2023	EOP		2021	2022	2023				EOP
1.1 Technical notes created	Technical notes created during Component 1	Notes (#)	0	2021	Ezshare	P	1	2	1	4	P	100000	180000	90000	370000	Sustainable Infrastructure	INF	
						P(a)	0	0	0	0	P(a)				0			
						A	0			0	A							
1.2 New databases created	New databases created during Component 1	Databases (#)	0	2021	Ezshare	P	0	1	0	1	P		80000		80000	Sustainable Infrastructure	INF	
						P(a)	0	0	0	0	P(a)				0			
						A	0			0	A							
2 Collaborative research on the pricing of infrastructure services in LAC						Physical Progress					Financial Progress							
Outputs	Output Description	Unit of Measure	Baseline	Baseline Year	Means of verification		2021	2022	2023	EOP		2021	2022	2023	EOP	Theme	Fund	Flags
2.1 Technical notes created	Technical notes created during Component 2	Notes (#)	0	2021	Ezshare	P	0	4	2	6	P		320000	130000	450000	Sustainable Infrastructure	INF	
						P(a)	0	0	0	0	P(a)				0			
						A	0			0	A							
2.2 New databases created	New databases created during Component 2	Databases (#)	0	2021	Ezshare	P	0	1	0	1	P		100000		100000	Sustainable Infrastructure	INF	
						P(a)	0	0	0	0	P(a)				0			
						A	0			0	A							
3 Identification and analysis of policies for setting the prices right of infrastructure services						Physical Progress					Financial Progress							
Outputs	Output Description	Unit of Measure	Baseline	Baseline Year	Means of verification		2021	2022	2023	EOP		2021	2022	2023	EOP	Theme	Fund	Flags
3.1 Technical notes created	Technical notes created during Component 3	Notes (#)	0	2021	Ezshare	P	0	0	3	3	P			350000	350000	Sustainable Infrastructure	INF	
						P(a)	0	0	0	0	P(a)				0			
						A	0			0	A							

Other Cost

Total Cost

	2021	2022	2023	Total Cost
P	\$100,000.00	\$680,000.00	\$570,000.00	\$1,350,000.00
P(a)				
A				