







Results Matrix

Outcomes

Outcome:	1 Enhanced institutional capacity to implement social infrastructure projects.								
Indicators	Flags*	Unit of Measure	Baseline	Baseline Year	Means of verification		2020	2021	EOP
1.1 Operational manual and guidelines are prepared to strengthen the institutional capacity of BRDE.		No. of manuals	0.00	2019	Reports approved by IADB	P	1.00	1.00	2.00
						P(a)	1.00	1.00	2.00
						A			
CRF Indicator									

Outputs: Annual Physical and Financial Progress

1 Institutional strengthening						Physical Progress					Financial Progress							
Outputs	Output Description	Unit of Measure	Baseline	Baseline Year	Means of verification		2019	2020	2021	EOP		2019	2020	2021	EOP	Theme	Fund	Flags
1.1 Conferences organized	Conferences and workshops to promote the existence of the credit line.	Conferences (#)	0	2019	List of participants approved by IADB	P	0	1	2	3	P		10000	25000	35000	Labor Markets	SOC	
						P(a)	0	1	2	3	P(a)		10000	25000	35000			
						A					A							
1.2 New databases created	Explore potential projects that meet the eligibility criteria from existing sources.	Databases (#)	0	2019	Database approved by IADB	P	0	0	1	1	P		35000	15000	50000	Labor Markets	SOC	
						P(a)	0	0	1	1	P(a)		35000	15000	50000			
						A					A							
2 Diagnosis of social investment demand						Physical Progress					Financial Progress							
Outputs	Output Description	Unit of Measure	Baseline	Baseline Year	Means of verification		2019	2020	2021	EOP		2019	2020	2021	EOP	Theme	Fund	Flags
2.1 Operational manuals developed	Definition of exclusion, eligibility and ranking criteria, application procedures, and expenditure eligibility	Manuals (#)	0	2019	Manuals approved by IADB	P	0	1	2	3	P		30000	40000	70000	Labor Markets	SOC	
						P(a)	0	1	2	3	P(a)		30000	40000	70000			
						A					A							
2.2 Training workshops delivered	Equip officials from different stakeholders with the tools to understand the business processes of BRDE to apply for	Workshops (#)	0	2019	List of participants approved by IADB	P	0	1	2	3	P		65000	75000	140000	Labor Markets	SOC	
						P(a)	0	1	2	3	P(a)		65000	75000	140000			
						A					A							

Other Cost
Incidentals

	2019	2020	2021	Cost
P		\$0.00	\$5,000.00	\$5,000.00
P(a)		\$0.00	\$5,000.00	\$5,000.00
A				

Total Cost

	2019	2020	2021	Total Cost
P		\$140,000.00	\$160,000.00	\$300,000.00
P(a)		\$140,000.00	\$160,000.00	\$300,000.00
A				