







Results Matrix

Outcomes

| Outcome:  | 1 To strengthen a knowledge and support South-South network among beneficiary countries to share experiences on |                 |          |               |                       |      |      |
|---|---|-----------------|----------|---------------|-----------------------|------|------|
| Indicators  | Flags*  | Unit of Measure | Baseline | Baseline Year | Means of verification | EOP  |      |
| 1.1 Number of intra-regional workshops taking place |   | Workshops       | 0.00     | 2020          | Consultancy reports   | P    | 2.00 |
|   |   |                 |          |               |                       | P(a) |      |
|   |   |                 |          |               |                       | A    |      |

CRF Indicator

Outputs: Annual Physical and Financial Progress

| 1 1. Institutional strengthening of National Paralympic Committees     |   |                             |          |               |                             | Physical Progress |      |      |      |     | Financial Progress |       |       |       |       |                      |      |   |
|--|---|-----------------------------|----------|---------------|-----------------------------|-------------------|------|------|------|-----|--------------------|-------|-------|-------|-------|----------------------|------|---|
| Outputs  | Output Description  | Unit of Measure             | Baseline | Baseline Year | Means of verification       |                   | 2021 | 2022 | 2023 | EOP |                    | 2021  | 2022  | 2023  | EOP   | Theme                | Fund | Flags   |
| 1.1 Institutional development plan designed                            | Institutional development plans designed and approved by the National Paralympic Committee            | Plans (#)                   | 0        | 2020          | Institutional plan document | P                 | 3    | 0    | 0    | 3   | P                  | 20000 | 15000 | 10000 | 45000 | Gender and Diversity | COF  |    |
|  |   |                             |          |               |                             | P(a)              |      |      |      | 0   | P(a)               |       |       |       | 0     |                      |      |   |
|  |   |                             |          |               |                             | A                 |      |      |      |     | A                  |       |       |       |       |                      |      |   |
| 1.2 Participants in intraregional exchange receiving advisory services | Regional leaders and NPC representatives participating in institutional strengthening workshops       | Individuals (#)             | 0        | 2020          | Consultancy reports         | P                 | 6    | 12   | 12   | 30  | P                  | 11000 | 22000 | 22000 | 55000 | Gender and Diversity | COF  |    |
|  |   |                             |          |               |                             | P(a)              |      |      |      | 0   | P(a)               |       |       |       | 0     |                      |      |   |
|  |   |                             |          |               |                             | A                 |      |      |      |     | A                  |       |       |       |       |                      |      |   |
| 1.3 Individuals Trained  | Local leaders participating in in-person or online workshops on sustainability, project execution and | Individuals (#)             | 0        | 2020          | Consultancy reports         | P                 | 60   | 100  | 160  | 320 | P                  | 10000 | 17000 | 28000 | 55000 | Gender and Diversity | COF  |    |
|  |   |                             |          |               |                             | P(a)              |      |      |      | 0   | P(a)               |       |       |       | 0     |                      |      |   |
|  |   |                             |          |               |                             | A                 |      |      |      |     | A                  |       |       |       |       |                      |      |   |
| 1.4 Awareness raising campaigns designed/implemented                   | Dissemination campaign implemented  | Campaigns (#)               | 0        | 2020          | Online communication pieces | P                 | 0    | 1    | 1    | 2   | P                  |       | 2500  | 2500  | 5000  | Gender and Diversity | COF  |  |
|  |   |                             |          |               |                             | P(a)              |      |      |      | 0   | P(a)               |       |       |       | 0     |                      |      |   |
|  |   |                             |          |               |                             | A                 |      |      |      |     | A                  |       |       |       |       |                      |      |   |
| 2 2. Project process evaluation  |   |                             |          |               |                             | Physical Progress |      |      |      |     | Financial Progress |       |       |       |       |                      |      |   |
| Outputs  | Output Description  | Unit of Measure             | Baseline | Baseline Year | Means of verification       |                   | 2021 | 2022 | 2023 | EOP |                    | 2021  | 2022  | 2023  | EOP   | Theme                | Fund | Flags   |
| 2.1 Process evaluations conducted                                      | Process evaluation completed  | Evaluation Final Report (#) | 0        | 2020          | Consultancy reports         | P                 | 0    | 0    | 1    | 1   | P                  |       |       | 30000 | 30000 | Social Development   | COF  |  |
|  |   |                             |          |               |                             | P(a)              |      |      |      | 0   | P(a)               |       |       |       | 0     |                      |      |   |
|  |   |                             |          |               |                             | A                 |      |      |      |     | A                  |       |       |       |       |                      |      |   |

| Other Cost                                 |
|--|
| Non-reimbursable admin commission PSG (5%) |

| Total Cost |
|------------|
|            |

|      | 2021        | 2022 | 2023 | Cost        |
|------|-------------|------|------|-------------|
| P    | \$10,000.00 |      |      | \$10,000.00 |
| P(a) |             |      |      | \$0.00      |
| A    |             |      |      |             |

|      | 2021        | 2022        | 2023        | Total Cost   |
|------|-------------|-------------|-------------|--------------|
| P    | \$51,000.00 | \$56,500.00 | \$92,500.00 | \$200,000.00 |
| P(a) |             |             |             |              |
| A    |             |             |             |              |