





Results Matrix

Outcomes

Outcome:	1 Government capacities are strengthened through the improvement of their Nationally Determined Contributions (NDC) and Long Term Decarbonization Strategies (LTS) in terms of the ambition of climate change mitigation and adaptation targets of El Salvador, Guatemala and Honduras.										
Indicators	Flags*	Unit of Measure	Baseline	Baseline Year	Means of verification		2021	2022	2023	2024	EOP
1.1 Improved NDCs and/or LTS documents in terms of their ambition in climate change adaptation and mitigation		No.	0.00	2021	NDC and/or LTS documents assessed and reviewed	P	0.00	0.00	2.00	1.00	3.00
						P(a)	0.00	0.00	2.00	1.00	3.00
						A					
 CRF Indicator											

Outputs: Annual Physical and Financial Progress

1 1. Alignment of the IDB's operational portfolio with the Nationally Determined Contributions (NDC) and Long Term Decarbonization Strategies (LTS) of El Salvador, Guatemala and Honduras.						Physical Progress					Financial Progress									
Outputs	Output Description	Unit of Measure	Baseline	Baseline Year	Means of verification		2021	2022	2023	2024	EOP		2021	2022	2023	2024	EOP	Theme	Fund	Flags
1.1 Documents with inputs to be considered in climate mitigation and/or resilience operations in El Salvador, Guatemala and Honduras.		Documentos	0	2021	Documents reviewed and approved.	P	0	8	8	4	20	P	0	30000	30000	12000	72000	Climate Change	SUS	
						P(a)	0	8	8	4	20	P(a)	0	30000	30000	12000	72000			
						A						A								
1.2 Annual reports published	Periodic reports on alignment and progress in operations in the following sectors: forestry, agriculture, road	Reports (#)	0	2021	reports reviewed and approved.	P	0	2	2	2	6	P	0	12000	12000	12000	36000	Sustainable Infrastructure	SUS	
						P(a)	0	2	2	2	6	P(a)	0	12000	12000	12000	36000			
						A						A								
2 2. Support the alignment of public policies with the Nationally Determined Contributions (NDC) and Long Term Decarbonization Strategies (LTS) of El Salvador, Guatemala and Honduras.						Physical Progress					Financial Progress									
Outputs	Output Description	Unit of Measure	Baseline	Baseline Year	Means of verification		2021	2022	2023	2024	EOP		2021	2022	2023	2024	EOP	Theme	Fund	Flags
2.1 Annual reports published	Document of analysis and guidelines for the alignment of NDCs and/or LTS in the framework of public policies and national	Reports (#)	0	2021	Documents reviewed and approved.	P	0	0	0	1	1	P	0	0	0	25000	25000	Sustainable Infrastructure	SUS	
						P(a)	0	0	0	1	1	P(a)	0	0	0	25000	25000			
						A						A								
2.2 Policy dialogue events organized	Events or dialogues conducted with local stakeholders to guide the alignment of NDC and/or LTS goals with the public policy	Events (#)	0	2021	signed list of participants.	P	0	1	2	2	5	P	0	30000	37000	0	67000	Sustainable Energy and Climate Change	SUS	
						P(a)	0	1	2	2	5	P(a)	0	30000	37000	0	67000			
						A						A								

Other Cost

Total Cost

	2021	2022	2023	2024	Total Cost
P		\$72,000.00	\$79,000.00	\$49,000.00	\$200,000.00
P(a)		\$72,000.00	\$79,000.00	\$49,000.00	\$200,000.00
A					