












Results Matrix

Outcomes

Outcome:	1 Strategic actions 2.4, 2.10 and 5.4 of the National Strategy on Forests and Climate Change of Peru (ENBCC) implemented							
Indicators	Flags*	Unit of Measure	Baseline	Baseline Year	Means of verification		2022	EOP
1.1 Final report		#report	0.00	2021	final report	P	1.00	1.00
						P(a)		
						A	0.00	

 CRF Indicator

Outputs: Annual Physical and Financial Progress

1 1 Promotion of community forest management						Physical Progress			Financial Progress			Theme	Fund	Flags
Outputs	Output Description	Unit of Measure	Baseline	Baseline Year	Means of verification	2022	EOP	2022	EOP					
1.1 Implementation and Management Plan developed	Incentive management plans developed	Plans (#)	0	2021	plans	P	25	25	P	90000	90000	Biodiversity and Ecosystem Conservation	FCP	
						P(a)		0	P(a)		0			
						A	22	22	A	0	0			
1.2 Methodologies designed/strengthened	Updated incentive management plans development procedure	Methodologies (#)	0	2021	procedure	P	1	1	P	10000	10000	Biodiversity and Ecosystem Conservation	FCP	
						P(a)		0	P(a)		0			
						A	0	0	A	0	0			
2 2 Development of incentives for forest conservation						Physical Progress			Financial Progress			Theme	Fund	Flags
Outputs	Output Description	Unit of Measure	Baseline	Baseline Year	Means of verification	2022	EOP	2022	EOP					
2.1 Diagnostics and assessments completed	Updated evaluation of the Conditional Cash Transfers Program	Diagnostics (#)	0	2021	report	P	1	1	P	80000	80000	Biodiversity and Ecosystem Conservation	FCP	
						P(a)		0	P(a)		0			
						A	0	0	A	64384	64384			
2.2 Networks/communities of practice established	Participation forums for the implementation of incentives for forest conservation established	Networks (#)	0	2021	minutes	P	25	25	P	250000	250000	Biodiversity and Ecosystem Conservation	FCP	
						P(a)		0	P(a)		0			
						A	37	37	A	191442	191442			
2.3 Diagnostics and assessments completed	Portfolio of complementary financing initiatives	Diagnostics (#)	0	2021	report	P	1	1	P	20000	20000	Biodiversity and Ecosystem Conservation	FCP	
						P(a)		0	P(a)		0			
						A	1	1	A	66501	66501			
3 3 Titling of native and peasant communities pending						Physical Progress			Financial Progress			Theme	Fund	Flags
Outputs	Output Description	Unit of Measure	Baseline	Baseline Year	Means of verification	2022	EOP	2022	EOP					
3.1 Implementation and Management Plan developed	Pilot Plan to support the titling of Indigenous Peoples prepared	Plans (#)	0	2021	plan	P	1	1	P	100000	100000	Biodiversity and Ecosystem Conservation	FCP	
						P(a)		0	P(a)		0			
						A	1	1	A	177000	177000			
3.2 Regulatory frameworks implemented	Communities with ongoing titling processes	Frameworks (#)	0	2021	minutes	P	25	25	P	100000	100000	Biodiversity and Ecosystem Conservation	FCP	
						P(a)		0	P(a)		0			
						A	25	25	A	0	0			
4 4 Closing gaps in REDD + readiness						Physical Progress			Financial Progress			Theme	Fund	Flags
Outputs	Output Description	Unit of Measure	Baseline	Baseline Year	Means of verification	2022	EOP	2022	EOP					
4.1 Virtual platforms improved	RENAMI in operation	Platforms (#)	0	2021	virtual platform	P	1	1	P	50000	50000	Sustainable Energy and Climate Change	FCP	
						P(a)		0	P(a)		0			
						A	0	0	A	0	0			
4.2 Institutions trained	Regional Governments and / or Indigenous Peoples trained	Institutions (#)	0	2021	Training records	P	7	7	P	16000	16000	Biodiversity and Ecosystem Conservation	FCP	
						P(a)		0	P(a)		0			
						A	0	0	A	0	0			
4.3 Virtual platforms designed	Safeguards Information Module (MIS) and Citizen Attention Mechanism (MAC) in operation	Platforms (#)	0	2021	virtual platform	P	2	2	P	106000	106000	Biodiversity and Ecosystem Conservation	FCP	
						P(a)		0	P(a)		0			
						A	0	0	A	0	0			
4.4 Diagnostics and assessments completed	Updated national FREL	Diagnostics (#)	0	2021	report	P	1	1	P	128000	128000	Sustainable Energy and Climate Change	FCP	
						P(a)		0	P(a)		0			
						A	0	0	A	86665	86665			

Other Cost
Administration and coordination
Audit and evaluation

	2022	Cost
P	\$80,000.00	\$80,000.00
P(a)		\$0.00
A	\$0.00	\$0.00
P	\$16,825.99	\$16,825.99
P(a)		\$0.00
A	\$0.00	\$0.00

	2022	Total Cost
P	\$1,046,825.99	\$1,046,825.99
P(a)		
A	\$585,992.00	\$585,992.00

 CRF Indicator

 Standard Output Indicator