








Results Matrix

Outcomes

Outcome:	1 Institutional Capacity for the Blue Economy Strengthened	
----------	--	--

CRF Indicator

Outputs: Annual Physical and Financial Progress

1 Strengthening the technical capacity for policy formulation and monitoring						Physical Progress				Financial Progress				Theme	Fund	Flags		
Outputs	Output Description	Unit of Measure	Baseline	Baseline Year	Means of verification	2021	2022	2023	EOP	2021	2022	2023	EOP					
1.1 Action plans designed	Review and identification of priority policies with an action plan for priority policies	Action Plans (#)	0	2021	Action plan for policy formulation on the Blue Economy	P	0	1	0	1	P	10000	40000	0	50000	Institutional Development	INS	
						P(a)	0	1	0	1	P(a)	10000	40000	0	50000			
						A					A	10000			10000			
1.2 Monitoring and evaluation systems designed	design and develop and information system to track main priorities and impacts in the Blue Economy	M&E systems (#)	0	2021	Platform for data collection and monitoring designed	P	0	0	1	1	P	0	20000	30000	50000	Institutional Development	INS	
						P(a)	0	0	1	1	P(a)	0	20000	30000	50000			
						A					A	0			0			
2 Sustainable Financing Strategies						Physical Progress				Financial Progress								
Outputs	Output Description	Unit of Measure	Baseline	Baseline Year	Means of verification	2021	2022	2023	EOP	2021	2022	2023	EOP	Theme	Fund	Flags		
2.1 Action plans designed	Identification and Roadmap of innovative financing mechanisms	Action Plans (#)	0	2021	Consultants report with an Action Plan for sustainable financing strategies	P	0	1	0	1	P	0	40000	0	40000	Institutional Development	INS	
						P(a)	0	1	0	1	P(a)	0	40000	0	40000			
						A					A	0			0			
2.2 Regulatory frameworks designed	Identification and drafting of key legal and regulatory issues to be addressed for innovative blue financing	Frameworks (#)	0	2021	Consultants report	P	0	1	0	1	P	10000	40000	0	50000	Institutional Development	INS	
						P(a)	0	1	0	1	P(a)	10000	40000		50000			
						A					A	10000			10000			
2.3 Workshops organized	Communication campaign and workshop with key stakeholders	Workshops (#)	0	2021	Agenda/List of participants	P	0	0	1	1	P	0	0	10000	10000	Institutional Development	INS	
						P(a)	0	0	0	0	P(a)	0	0	10000	10000			
						A					A	0			0			

Other Cost
------------

Total Cost

	2021	2022	2023	Total Cost
P	\$20,000.00	\$140,000.00	\$40,000.00	\$200,000.00
P(a)	\$20,000.00	\$140,000.00	\$40,000.00	\$200,000.00
A	\$20,000.00			\$20,000.00