







Results Matrix

Outcomes								
Outcome:	1 Best practices implemented in terms of subsidies, financing, information platforms and institutional arrangements eased and improved attention to resilient and low-carbon housing solutions for vulnerable populations.							
Indicators	Flags*	Unit of Measure	Baseline	Baseline Year	Means of verification	EOP		
1.1 Proposed and approved directives for subsidies, financing, information platforms and institutional arrangements.		number of directives	0.00	2022	Directives included in government strategies	P	2.00	
						P(a)	2.00	
						A	2.00	
 CRF Indicator								

Outputs: Annual Physical and Financial Progress

1 Housing value chain studies developed						Physical Progress					Financial Progress					Theme	Fund	Flags
Outputs	Output Description	Unit of Measure	Baseline	Baseline Year	Means of verification	2022	2023	2024	EOP	2022	2023	2024	EOP					
1.1 Diagnostics and assessments completed	Housing Value Chain studies executed	Diagnostics (#)	0	2022	Consultancy report	P	0	1	1	2	P	0	50000	80000	130000	Sustainable Cities	W2A	
						P(a)	0	1	1	2	P(a)	0	50000	80000	130000			
						A	0			0	A	0			0			
2 Improved practices implemented in terms of subsidies, financing, information platforms and institutional arrangements to address housing deficit						Physical Progress					Financial Progress					Theme	Fund	Flags
Outputs	Output Description	Unit of Measure	Baseline	Baseline Year	Means of verification	2022	2023	2024	EOP	2022	2023	2024	EOP					
2.1 Project proposal developed	Proposals for financing and subsidies products, information platforms, institutional arrangements and public policies	Proposals (#)	0	2022	Consultancy report	P	0	0	1	1	P	0	30000	70000	100000	Institutional Development	W2A	
						P(a)	0	0	1	1	P(a)	0	30000	70000	100000			
						A	0			0	A	0			0			
3 Knowledge dissemination products and workshops to address housing deficit						Physical Progress					Financial Progress					Theme	Fund	Flags
Outputs	Output Description	Unit of Measure	Baseline	Baseline Year	Means of verification	2022	2023	2024	EOP	2022	2023	2024	EOP					
3.1 Workshops organized	Workshops with high-level officials and national and international experts from the region on the strengthening of public administration	Workshops (#)	0	2022	Activity closing report	P	0	0	1	1	P	0	0	50000	50000	Sustainable Cities	W2A	
						P(a)	0	0	1	1	P(a)	0	0	50000	50000			
						A	0			0	A	0			0			
3.2 Working Papers prepared	Technical notes on subsidy programs, funding, institutional arrangements and technology platforms with best practices	Papers (#)	0	2022	Technical notes approved	P	0	0	1	1	P	0	0	10000	10000	Sustainable Cities	W2A	
						P(a)	0	0	1	1	P(a)	0	0	10000	10000			
						A	0			0	A	0			0			
3.3 Working Papers prepared	Technical note on subsidy programs, funding, institutional arrangements and technology platforms with best practices	Papers (#)	0	2022	Technical notes approved	P	0	0	1	1	P	0	0	10000	10000	Sustainable Cities	W2A	
						P(a)	0	0	1	1	P(a)	0	0	10000	10000			
						A	0			0	A	0			0			

Other Cost
------------

Total Cost

	2022	2023	2024	Total Cost
P		\$80,000.00	\$220,000.00	\$300,000.00
P(a)		\$80,000.00	\$220,000.00	\$300,000.00
A				