






Results Matrix

Outcomes										
Outcome:	1 The National Disaster Risk Management System (SINAGERD) strengthened for achieving a more resilient and safe society against natural hazards as well as epidemic diseases and pandemics.									
Indicators	Flags*	Unit of Measure	Baseline	Baseline Year	Means of verification		2020	2021	2022	EOP
1.1 Index of Governance and Public Policy in Disaster Risk Management (iGOPP) increased from baseline year		%	51.85	2013	RiskMonitor (https://riskmonitor.iadb.org/)	P	0.00	0.00	57.00	57.00
						P(a)	0.00	0.00	57.00	57.00
						A				
1.2 Risk Management Index (RMI) increased from baseline year		%	40.90	2013	RiskMonitor (https://riskmonitor.iadb.org/)	P	0.00	0.00	46.00	46.00
						P(a)	0.00	0.00	46.00	46.00
						A				

 CRF Indicator

Outputs: Annual Physical and Financial Progress

1 Implementación de modo piloto de actividades prioritarias a nivel comunitaria, como parte del fortalecimiento de la Red Nacional de Alerta Temprana						Physical Progress					Financial Progress							
Outputs	Output Description	Unit of Measure	Baseline	Baseline Year	Means of verification		2020	2021	2022	EOP		2020	2021	2022	EOP	Theme	Fund	Flags
1.1 Pilot interventions implemented	Pilot community sensitization/training activities implemented	Pilots (#)	0	2020	# of community trained	P	0	1	0	1	P	0	80000	90000	170000	Disaster Prevention	JSF	
						P(a)	0	1	0	1	P(a)	0	80000	90000	170000			
						A					A							
2 Support for developing the planning instruments to strengthen National EWS over the short- and mid-long-term						Physical Progress					Financial Progress							
Outputs	Output Description	Unit of Measure	Baseline	Baseline Year	Means of verification		2020	2021	2022	EOP		2020	2021	2022	EOP	Theme	Fund	Flags
2.1 Diagnostics and assessments completed	Diagnosis and recommendations to strengthen the National Early Warning System	Diagnostics (#)	0	2020	# of documents	P	1	0	0	1	P	0	40000	0	40000	Disaster Prevention	JSF	
						P(a)	1	0	0	0	P(a)	0	40000	0	40000			
						A					A							
2.2 Workshops organized	Two international workshops for the exchange, transfer and dissemination of knowledge organized	Workshops (#)	0	2020	# of events	P	0	1	1	2	P	0	37000	37000	74000	Disaster Prevention	JSF	
						P(a)	0	1	1	2	P(a)	0	37000	37000	74000			
						A					A							
2.3 Investment master plans designed	Medium/long-term master plan to enhance and improve the efficiency and effectiveness of National EWS	Plans (#)	0	2020	# of documents	P	0	0	1	1	P	0	50000	0	50000	Disaster Prevention	JSF	
						P(a)	0	0	1	1	P(a)	0	50000	0	50000			
						A					A							
2.4 Prefeasibility Studies undertaken	Design for priority investment projects and pre-feasibility study, developed	Studies (#)	0	2020	# of documents	P	0	0	1	1	P	0	60000	50000	110000	Disaster Prevention	JSF	
						P(a)	0	0	1	1	P(a)	0	60000	50000	110000			
						A					A							

Other Cost

Total Cost

	2020	2021	2022	Total Cost
P		\$267,000.00	\$177,000.00	\$444,000.00
P(a)		\$267,000.00	\$177,000.00	\$444,000.00
A				