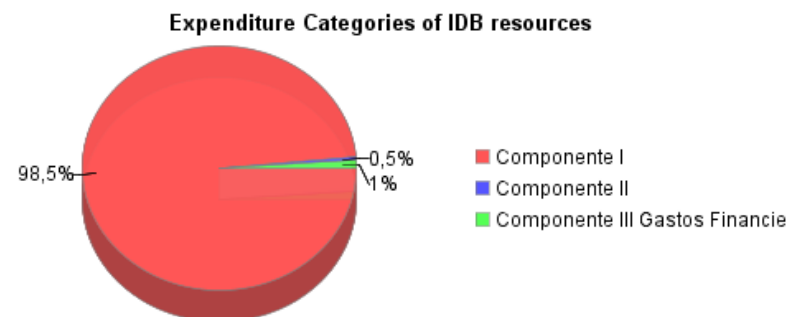
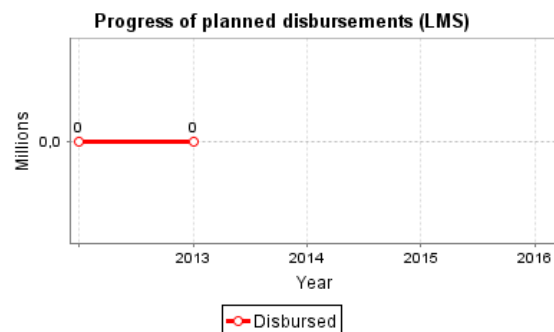
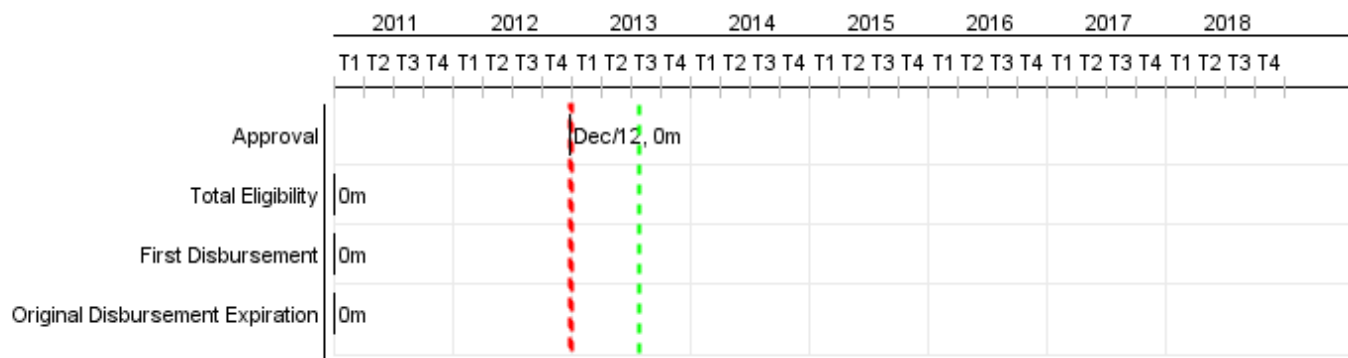



Summary Report

| Basic Data | | Available Funds (US\$) | | Total Cost and Source | |
|------------------------|--------------------------------------------------------------|---------------------------|----------------|-------------------------------|----------------|
| Executing Agency (EA): | ADMINISTRACION NACIONAL DE USINAS Y TRANSMISIONES ELECTRICAS | | | | |
| Sector: | ENERGY-NEW THERMAL POWER PLANTS | | | | |
| Loan Number(s): | 2894/OC-UR | Current Approved Amount: | 200.000.000,00 | Original IDB: | 200.000.000,00 |
| Stage: | Approved | Disbursed Amount to Date: | | Current IDB: | 200.000.000,00 |
| Operation Type: | INV - Investment | % Disbursed: | | Pari-passu: | 100,00 |
| Related Operation(s): | UR-T1080, RG-P1478 | Balance: | 200.000.000,00 | Co-Financing/Country: | |
| Operation Subtype: | ESP - Specific Investment Operation | | | Original Estimate: | 200.000.000,00 |
| | | | | Amortization Period (months): | 234 |

| Project Environmental and Social Impact Category | Reformulation | Validation |
|-----------------------------------------------------|--------------------------------------------------------|----------------------------------------------------------------------------------------------|
| Project Environmental and Social Impact Category: A | () Was the objective(s) of this project reformulated? | Validated by Division Chief: 09-abr-2013 Validated by Country Representative: 12-abr-2013 |



Accumulated Progress as of 2012



Outcomes

Outcome: Aumento de GWh/año generados en Uruguay

| Indicator | Unit of Measure | Baseline | Baseline Year | | End of project |
|------------------------------|-----------------|----------|---------------|--------|----------------|
| GWh/año generados en Uruguay | GWh/año | 9.524,00 | 2011 | P A | 13.392,00 |

Outcome: Aumento de porcentaje de generación no hidroeléctrica en el Ssistema Eléctrico Uruguayo

| Indicator | Unit of Measure | Baseline | Baseline Year | | End of project |
|-----------------------------------------------------------------------------|-----------------|----------|---------------|--------|----------------|
| Porcentaje de generación no hidroeléctrica en el Sistema Eléctrico Uruguayo | Porcentaje | 32,00 | 2011 | P A | 52,00 |

Outcome: Aumento de Capacidad Instalada Térmica Firme como porción de la demanda máxima

| Indicator | Unit of Measure | Baseline | Baseline Year | | End of project |
|---------------------------------------------------------------------|-----------------|----------|---------------|--------|----------------|
| Capacidad Instalada Térmica Firme como porción de la demanda máxima | Porcentaje | 64,00 | 2011 | P A | 80,00 |

Outcome: Reducción del Factor de Emisiones del Parque Térmico (tCO2/MWh)

| Indicator | Unit of Measure | Baseline | Baseline Year | | End of project |
|------------------------------------------------------|-----------------|----------|---------------|--------|----------------|
| Reducción del Factor de Emisiones del Parque Térmico | tCO2/MWh | 0,87 | 2011 | P A | 0,51 |

Outputs: Annual Physical and Financial Progress 2012

| Description | Unit of Measure | Physical | | | | Financial | | | |
|--------------------------------------------------------------------|-----------------|----------|--------|-------------------|-----------|-----------|--------|-------------------|-----------------------|
| | | Planned | Actual | Accumulated units | EOP units | Planned | Actual | Accumulated costs | EOP costs |
| Obras de Infraestructura | | | | | | | | | |
| Planta de Ciclo Combinado de 530 MW Instalada | Planta | | | | 1,00 | | | | 481.391.000,00 |
| Programa de Modernización de la Gestión Ambiental en la UTE | | | | | | | | | |
| Diagnóstico ambiental de UTE | Proyectos | | | | 1,00 | | | | 200.000,00 |
| Plan de Acción Medioambiental | Plan | | | | 1,00 | | | | 200.000,00 |
| Sistema de Gestión y Desempeño Ambiental | Sistema | | | | 1,00 | | | | 200.000,00 |
| Proyecto Piloto utilizando el Sistema de Gestión Ambiental | Proyectos | | | | 1,00 | | | | 400.000,00 |
| Gestión y Administración del Proyecto | | | | | | | | | |
| TOTAL | | | | | | | | | 482.391.000,00 |