








Results Matrix

Outcomes

Outcome:	1 The objective of this TC is to support the beneficiary countries in strengthening their pension systems.						
Indicators	Flags*	Unit of Measure	Baseline	Baseline Year	Means of verification	EOP	
1.1 Number of internal documents in beneficiary countries citing the inputs of this TC		documents	0.00	2021	Links to documents	P	5.00
						P(a)	5.00
						A	

 CRF Indicator

Outputs: Annual Physical and Financial Progress

1 Support the improvement of the operational management efficiency of pension systems						Physical Progress					Financial Progress									
Outputs	Output Description	Unit of Measure	Baseline	Baseline Year	Means of verification		2021	2022	2023	2024	EOP		2021	2022	2023	2024	EOP	Theme	Fund	Flags
1.1 Technical notes created	Technical note on the operational management model for pension systems	Notes (#)	0	2021	Technical Note prepared by the consultant(s) or consulting firm, submmited to the Team Leader	P	0	0	1	0	1	P	0	9750	14600	8150	32500	Labor Markets	SOC	
						P(a)	0	0	1	0	1	P(a)	0	9750	14600	8150	32500			
						A	0				0	A	0				0			
1.2 Technical notes created	Technical note on recommendations for the improvement of operational management processes of pension systems	Notes (#)	0	2021	Technical Note prepared by the consultant(s) or consulting firm, submmited to the Team Leader	P	0	0	1	0	1	P	0	9750	14600	8150	32500	Labor Markets	SOC	
						P(a)	0	0	1	0	1	P(a)	0	9750	14600	8150	32500			
						A	0				0	A	0				0			
2 Support the improvement of the strategic planning capacity of pension systems						Physical Progress					Financial Progress									
Outputs	Output Description	Unit of Measure	Baseline	Baseline Year	Means of verification		2021	2022	2023	2024	EOP		2021	2022	2023	2024	EOP	Theme	Fund	Flags
2.1 Technical notes created	Technical note on the design of a strategic management model for pension systems	Notes (#)	0	2021	Technical Note prepared by the consultant(s) or consulting firm, submmited to the Team Leader	P	0	0	0	1	1	P	0	7000	19250	8750	35000	Labor Markets	SOC	
						P(a)	0	0	0	1	1	P(a)	0	7000	19250	8750	35000			
						A	0				0	A	0				0			
2.2 Technical notes created	Technical note on best international practices regarding pension reforms	Notes (#)	0	2021	Technical Note prepared by the consultant(s) or consulting firm, submmited to the Team Leader	P	0	0	1	0	1	P	0	10000	11250	3750	25000	Labor Markets	SOC	
						P(a)	0	0	1	0	1	P(a)	0	10000	11250	3750	25000			
						A	0				0	A	0				0			
2.3 Technical notes created	Technical note on recommendations for improving the strategic management processes of pension systems	Notes (#)	0	2021	Technical Note prepared by the consultant(s) or consulting firm, submmited to the Team Leader	P	0	0	0	1	1	P	0	0	22500	7500	30000	Labor Markets	SOC	
						P(a)	0	0	0	1	1	P(a)	0	0	22500	7500	30000			
						A	0				0	A	0				0			
3 Dissemination						Physical Progress					Financial Progress									
Outputs	Output Description	Unit of Measure	Baseline	Baseline Year	Means of verification		2021	2022	2023	2024	EOP		2021	2022	2023	2024	EOP	Theme	Fund	Flags
3.1 Workshops organized	Regional dissemination workshop	Workshops (#)	0	2021	Workshop minutes	P	0	0	0	1	1	P	0	0	0	15000	15000	Labor Markets	SOC	
						P(a)	0	0	0	1	1	P(a)	0	0	0	15000	15000			
						A	0				0	A	0				0			

Other Cost
Incidentals

	2021	2022	2023	2024	Cost
P	\$0.00	\$1,666.00	\$1,666.00	\$1,668.00	\$5,000.00
P(a)	\$0.00	\$1,666.00	\$1,666.00	\$1,668.00	\$5,000.00
A	\$0.00				\$0.00

Total Cost

	2021	2022	2023	2024	Total Cost
P		\$38,166.00	\$83,866.00	\$52,968.00	\$175,000.00
P(a)		\$38,166.00	\$83,866.00	\$52,968.00	\$175,000.00
A					