






Results Matrix

Outcomes

Outcome:		2 Ministries exchange best practices and track regional progress										
Indicators		Flags*	Unit of Measure	Baseline	Baseline Year	Means of verification		2023	2024	2025	2026	EOP
1.1 Best practices on fiscal policies for climate change identified, documented and disseminated			Best practices (#)	0.00	2022	Papers published by the Platform	P	2.00	2.00	2.00	0.00	6.00
							P(a)	2.00	2.00	2.00	0.00	6.00
							A					
Outcome:		2 Ministries improve their fiscal management practices and instruments to suport national climate objectives										
Indicators		Flags*	Unit of Measure	Baseline	Baseline Year	Means of verification		2023	2024	2025	2026	EOP
2.1 Ministries with fiscal management practices for climate change improved			Governments (#)	0.00	2022	Consultant reports	P	3.00	2.00	2.00	0.00	7.00
							P(a)	3.00	2.00	2.00	0.00	7.00
							A					
Outcome:		3 A network of ministries of economy and finance for climate change provides a space for regional dialogue										
Indicators		Flags*	Unit of Measure	Baseline	Baseline Year	Means of verification		2023	2024	2025	2026	EOP
3.1 Regional climate change platform of economy and finance ministries in operation			Networks (#)	0.00	2022	Annual report	P	1.00	1.00	1.00	0.00	3.00
							P(a)	1.00	1.00	1.00	0.00	3.00
							A					

 CRF Indicator

Outputs: Annual Physical and Financial Progress

1 Regional dialogues on fiscal policies and climate change, generation of knowledge, exchange of experiences and dissemination						Physical Progress						Financial Progress								
Outputs	Output Description	Unit of Measure	Baseline	Baseline Year	Means of verification		2023	2024	2025	2026	EOP		2023	2024	2025	2026	EOP	Theme	Fund	Flags
1.1 Climate study completed	Studies and analysis related to thematic working group activities under the Platform that consider gender-inclusive and	Studies (#)	0	2022	Consultants reports	P	3	4	3	0	10	P	0	100000	316000	100000	516000	Institutional Development	FFP	
						P(a)	3	4	3	0	10	P(a)		100000	316000	100000	516000			
						A					A									
1.2 Policy dialogue events organized	Regional Policy Dialogues	Events (#)	0	2022	Consultants reports	P	1	1	1	0	3	P	0	120000	120000	120000	360000	Institutional Development	FFP	
						P(a)	1	1	1	0	3	P(a)		120000	120000	120000	360000			
						A					A									
1.3 Workshops organized	Capacity building activities in the form of estructured workshops	Workshops (#)	0	2022	Consultants reports	P	2	2	2	0	6	P	0	50000	85920	50000	185920	Institutional Development	FFP	
						P(a)	2	2	2	0	6	P(a)		50000	85920	50000	185920			
						A					A									
2 Capacity building of Ministries of Finance						Physical Progress						Financial Progress								
Outputs	Output Description	Unit of Measure	Baseline	Baseline Year	Means of verification		2023	2024	2025	2026	EOP		2023	2024	2025	2026	EOP	Theme	Fund	Flags
2.1 Action plans designed	Strategies or roadmaps to incorporate climate change into fiscal policies and processes that consider gender	Action Plans (#)	0	2022	Consultants reports	P	3	3	2	0	8	P	0	700000	500000	120000	1320000	Institutional Development	FFP	
						P(a)	3	3	2	0	8	P(a)		700000	500000	120000	1320000			
						A					A									
3 Support to the President Pro Tempore in the management, coordination and communication of the Platform						Physical Progress						Financial Progress								
Outputs	Output Description	Unit of Measure	Baseline	Baseline Year	Means of verification		2023	2024	2025	2026	EOP		2023	2024	2025	2026	EOP	Theme	Fund	Flags
3.1 Dissemination strategies		Plans (#)	0	2022	Publications and consultant reports	P	1	1	1	0	3	P						Climate Change	FFP	
						P(a)	1	1	1	0	3	P(a)								
						A					A									
3.2 Networks/communities of practice established	Network of ministries of finance for climate change streghten while considering a gender-inclusive and a just transition	Networks (#)	0	2022	Reports of activities carried-out for the management and coordination of the work the Platform	P	1	1	1	0	3	P	0	150000	35000	150000	335000	Institutional Development	FFP	
						P(a)	1	1	1	0	3	P(a)		150000	35000	150000	335000			
						A					A									

Other Cost

Total Cost

 CRF Indicator

 Standard Output Indicator

	2023	2024	2025	2026	Total Cost
P		\$1,120,000.00	\$1,056,920.00	\$540,000.00	\$2,716,920.00
P(a)		\$1,120,000.00	\$1,056,920.00	\$540,000.00	\$2,716,920.00
A					