



Results Matrix

Outcomes

Outcome:	1 A sustainability model for the landscape restoration of an extractive industrial area									
Indicators	Flags*	Unit of Measure	Baseline	Baseline Year	Means of verification		2019	2020	2021	EOP
1.1 Sustainability model applied to area being restored		Area (Hectares)	0.00	2019	Report on the development of the model	P	0.00	0.00	112.00	112.00
						P(a)	0.00	0.00	0.00	0.00
						A	0.00			0.00

CRF Indicator

Outputs: Annual Physical and Financial Progress




1 Develop a comprehensive integrated Master Plan for the Walkers Reserve						Physical Progress						
Outputs	Output Description	Unit of Measure	Baseline	Baseline Year	Means of verification		2019	2020	2021	EOP		2019
1.1 Implementation and Management Plan developed	It is the implementation of a plan for the rehabilitation and end of use plan for the project site in order to restore its	Plans (#)	0	2019	Assessment reports	P	0	1	0	1	P	15000
						P(a)	0	1	0	1	P(a)	
						A	0			0	A	
2 Sustainability pilot project						Physical Progress						
Outputs	Output Description	Unit of Measure	Baseline	Baseline Year	Means of verification		2019	2020	2021	EOP		2019
2.1 Pilot interventions implemented	It is the implementation of a pilot project that focuses on a climate resilient water management program.	Pilots (#)	0	2019	Assessment reports	P	0	0	1	1	P	
						P(a)	0	0	1	1	P(a)	
						A	0			0	A	
3 Development of a Global Communications Strategy						Physical Progress						
Outputs	Output Description	Unit of Measure	Baseline	Baseline Year	Means of verification		2019	2020	2021	EOP		2019
3.1 Awareness raising campaigns designed/implemented	The output will be a Global Communications Strategy that promotes the restored area as a	Campaigns (#)	0	2019	Assessment reports	P	0	1	0	1	P	
						P(a)	0	1	0	1	P(a)	
						A	0			0	A	

Other Cost

Total Cost

	2019
P	\$15,000.00
P(a)	
A	



Financial Progress					
2020	2021	EOP	Theme	Fund	Flags
200000	35000	250000	Biodiversity and Ecosystem Conservation	SUS	
		0			
Financial Progress					
2020	2021	EOP	Theme	Fund	Flags
200000	80000	280000	Sustainable Energy and Climate Change	SUS	
		0			
Financial Progress					
2020	2021	EOP	Theme	Fund	Flags
80000	40000	120000	Biodiversity and Ecosystem Conservation	SUS	
		0			

2020	2021	Total Cost
\$480,000.00	\$155,000.00	\$650,000.00

