




Results Matrix

Outcomes												
Outcome:		1 The honduran education system has strengthened its institutional capacity to establish hybrid education models through the use of digital technologies.										
Indicators		Flags*	Unit of Measure	Baseline	Baseline Year	Means of verification	2021		2022	2023	EOP	
1.1 SEDUC is being provided with local specialized technical assistance in hybrid education through the use of digital			Technical assistance areas (#)	0.00	2021	Signed contracts and reports of consultancies in the areas of (i) Information Technologies, (ii)	P	0.00	3.00	0.00	3.00	
							P(a)	0.00	3.00	0.00	3.00	
							A					
Outcome:		2 The honduran education system has a greater number of teachers who apply new pedagogies for deep learning through the use of digital technologies and of students educated under these new pedagogies.										
Indicators		Flags*	Unit of Measure	Baseline	Baseline Year	Means of verification	2021		2022	2023	EOP	
2.1 Teachers trained in new pedagogies for deep learning			Teachers trained (#)	0.00	2021	Monitoring and evaluation report uploaded to EZShare	P	0.00	128.00	0.00	128.00	
							P(a)	0.00	128.00	0.00	128.00	
							A	0.00			0.00	
		Disaggregation Categories					2021		2022	2023	EOP	
		Female					P	0.00	64.00	0.00	64.00	
							P(a)	0.00	64.00	0.00	64.00	
							A					
		Disaggregation Categories					2021		2022	2023	EOP	
		Male					P	0.00	64.00	0.00	64.00	
P(a)	0.00						64.00	0.00	64.00			
A												
2.2 Students attending schools that are certified with the New Pedagogies for Deep Learning.		Disaggregation Categories					2021		2022	2023	EOP	
		Female					P	0.00	870.00	0.00	870.00	
							P(a)	0.00	870.00	0.00	870.00	
							A					
		Disaggregation Categories					2021		2022	2023	EOP	
		Male					P	0.00	870.00	0.00	870.00	
P(a)	0.00						870.00	0.00	870.00			
A												
		Disaggregation Categories					2021		2022	2023	EOP	
		Female					P	0.00	870.00	0.00	870.00	
							P(a)	0.00	870.00	0.00	870.00	
							A					
		Disaggregation Categories					2021		2022	2023	EOP	
		Male					P	0.00	870.00	0.00	870.00	
P(a)	0.00						870.00	0.00	870.00			
A												
Outcome:		3 The PNTEd is well positioned among public and private stakeholders in the honduran education system.										
Indicators		Flags*	Unit of Measure	Baseline	Baseline Year	Means of verification	2021		2022	2023	EOP	
3.1 Strategic partnerships with private and public sector education stakeholders			Partnerships (#)	0.00	2021	Partnerhips report uploaded to EZShare	P	0.00	2.00	2.00	4.00	
							P(a)	0.00	2.00	2.00	4.00	
							A					
Outcome:		4 The SEDUC uses the monitoring and evaluation system for hybrid education models through the use of digital technologies.										
Indicators		Flags*	Unit of Measure	Baseline	Baseline Year	Means of verification	2021		2022	2023	EOP	
4.1 M&E annual reports developed			Reports (#)	0.00	2021	Document detailing monitoring and evaluation system uploaded to EZShare.	P	0.00	1.00	1.00	2.00	
							P(a)	0.00	1.00	1.00	2.00	
							A					

 CRF Indicator

Outputs: Annual Physical and Financial Progress

1 Institutional Design						Physical Progress					Financial Progress							
Outputs	Output Description	Unit of Measure	Baseline	Baseline Year	Means of verification		2021	2022	2023	EOP		2021	2022	2023	EOP	Theme	Fund	Flags
1.1 Project implementation unit established	Team of technical experts to lead the PNTEd hired	PIUs (#)	0	2021	Signed contracts and reports of consultancies in the areas of (i) Information Technologies, (ii) Connectivity, and (iii) New Pedagogies	P	0	1	1	1	P	0	150000	62400	212400	Education	CTY	
						P(a)	0	1	1	1	P(a)	0	150000	62400	212400			
						A					A							
2 New Pedagogies and Teacher Training						Physical Progress					Financial Progress							
Outputs	Output Description	Unit of Measure	Baseline	Baseline Year	Means of verification		2021	2022	2023	EOP		2021	2022	2023	EOP	Theme	Fund	Flags
2.1 Certified schools		Schools (#)	0	2021	Evidence of certification provided by the Global Alliance for New Pedagogies and Deep Learning uploaded to EZShare	P	0	20	0	20	P	21976.4	197788	0	219764.4	Education	CTY	
						P(a)	0	20	0	20	P(a)	21976.4	197788	0	197788			
						A					A							
3 Communication and Positioning						Physical Progress					Financial Progress							
Outputs	Output Description	Unit of Measure	Baseline	Baseline Year	Means of verification		2021	2022	2023	EOP		2021	2022	2023	EOP	Theme	Fund	Flags
3.1 Communications strategy designed and implemented		Strategies (#)	0	2021	Communications strategy document uploaded to EZShare.	P	0	1	0	1	P	0	52000	0	52000	Education	CTY	
						P(a)	0	1	0	1	P(a)	0	52000	0	52000			
						A					A							
4 International Technical Assistance & Monitoring and Evaluation						Physical Progress					Financial Progress							
Outputs	Output Description	Unit of Measure	Baseline	Baseline Year	Means of verification		2021	2022	2023	EOP		2021	2022	2023	EOP	Theme	Fund	Flags
4.1 Monitoring and evaluation systems implemented	Design and implementation of monitoring and evaluation methodology and	M&E systems (#)	0	2021	Document detailing monitoring and evaluation system uploaded to EZShare	P	0	1	0	1	P	30000	92000	0	122000	Education	CTY	
						P(a)	0	1	0	1	P(a)	30000	92000	0	92000			
						A					A							
4.2 Action plans designed	Action plan designed with recommendations to scale up PNTEd's proof of concept by international experts	Action Plans (#)	0	2021	Document detailing action plan uploaded to EZShare	P	0	1	0	1	P	40000	110000	0	150000	Education	SOC	
						P(a)	0	1	0	1	P(a)	40000	110000	0	110000			
						A					A							
4.3 Knowledge exchange with Plan Ceibal carried out		Knowledge exchanges (#)	0	2021	Document with lessons learned from knowledge exchange uploaded to EZShare	P	0	1	0	1	P	0	36600	0	36600	Education	CTY	
						P(a)	0	1	0	1	P(a)	0	36600	0	36600			
						A					A							

Other Cost
Audit

Total Cost

 CRF Indicator

 Standard Output Indicator

	2021	2022	2023	Cost
P	\$0.00	\$12,500.00	\$12,500.00	\$25,000.00
P(a)	\$0.00	\$12,500.00	\$12,500.00	\$25,000.00
A				

	2021	2022	2023	Total Cost
P	\$91,976.40	\$650,888.00	\$74,900.00	\$817,764.40
P(a)	\$91,976.40	\$650,888.00	\$74,900.00	\$725,788.00
A				