







Results Matrix

Outcomes

Outcome: 1 Develop foundations governments in the region to develop analytic and practical skills to support the ethical and widespread use of AI for the provision of social services									
Indicators	Flags*	Unit of Measure	Baseline	Baseline Year	Means of verification	2019	2020	2021	EOP
1.1 Bank Projects that use as reference the documents prepared with this Technical Cooperation project.		Documents	0.00	2019	IDB official documents	P	0.00	1.00	2.00
						P(a)	0.00	1.00	2.00
						A			

 CRF Indicator

Outputs: Annual Physical and Financial Progress

1 Foster a Diverse Network of Practitioners and Experts to Develop Ethically-Informed Best Practices, Raise Awareness, and Apply Responsible AI						Physical Progress					Financial Progress							
Outputs	Output Description	Unit of Measure	Baseline	Baseline Year	Means of verification	2019	2020	2021	EOP	2019	2020	2021	EOP	Theme	Fund	Flags		
1.1 Virtual platforms designed	Online repository of AI cases for social good	Platforms (#)	0	2019	Virtual platform	P	0	1	0	1	P	50000	40000	0	90000	Digital Economy	SOC	
						P(a)	0	1	0	1	P(a)	50000	40000	0	40000			
						A				A								
1.2 Training products developed	Training materials	Products (#)	0	2019	Materials	P	1	1	0	2	P	25000	25000	0	50000	Education	SOC	
						P(a)	1	0	0	0	P(a)	25000	25000	0	25000			
						A				A								
2 AI ethics evaluation						Physical Progress					Financial Progress							
Outputs	Output Description	Unit of Measure	Baseline	Baseline Year	Means of verification	2019	2020	2021	EOP	2019	2020	2021	EOP	Theme	Fund	Flags		
2.1 Tools designed/strengthened	AI Ethic rapid assessment	Tools (#)	0	2019	Assessment tool	P	0	1	0	1	P	40000	50000	0	90000	Digital Economy	SOC	
						P(a)	0	1	0	1	P(a)	40000	50000	0	50000			
						A				A								
2.2 Diagnostics and assessments completed	Algorithm evaluations carried out	Diagnostics (#)	0	2019	Algorithm evaluation	P	1	2	0	3	P	50000	70000	0	120000	Digital Economy	SOC	
						P(a)	1	2	0	2	P(a)	50000	70000	0	70000			
						A				A								
3 Capacity building, principles and standards for the advancement of responsible AI in LAC						Physical Progress					Financial Progress							
Outputs	Output Description	Unit of Measure	Baseline	Baseline Year	Means of verification	2019	2020	2021	EOP	2019	2020	2021	EOP	Theme	Fund	Flags		
3.1 Workshops organized	Workshops	Workshops (#)	0	2019	Report on workshop	P	2	3	1	6	P	30000	40000	20000	90000	Social Development	SOC	
						P(a)	2	3	1	4	P(a)	30000	40000	20000	60000			
						A				A								
3.2 Networks/communities of practice established	Expert group AI	Networks (#)	0	2019	Meetings of experts	P	1	0	0	1	P	15000	15000	0	30000	Digital Economy	SOC	
						P(a)	1	0	0	0	P(a)	15000	15000	0	15000			
						A				A								

Other Cost

Contingencies

Total Cost

	2019	2020	2021	Cost
P	\$10,000.00	\$10,000.00	\$10,000.00	\$30,000.00
P(a)	\$10,000.00	\$10,000.00	\$10,000.00	\$20,000.00
A				

	2019	2020	2021	Total Cost
P	\$220,000.00	\$250,000.00	\$30,000.00	\$500,000.00
P(a)	\$220,000.00	\$250,000.00	\$30,000.00	\$280,000.00
A				

 CRF Indicator

 Standard Output Indicator