





Results Matrix

Outcomes

Outcome:	1 Improve the targeting and management of CCT programs through information systems									
Indicators		Flags*	Unit of Measure	Baseline	Baseline Year	Means of verification		2021	2022	EOP
1.1 Red de Oportunidades beneficiaries that are not extreme poor (filtration)			%	49.00	2019	Encuesta de Propósitos Múltiples	P	0.00	47.00	47.00
							P(a)	0.00	47.00	47.00
							A			
1.2 120 a los 65 beneficiaries that are not poor (filtration)			%	50.00	2019	Encuesta de Propósitos Múltiples	P	0.00	48.00	48.00
							P(a)	0.00	48.00	48.00
							A			
Outcome:	2 Improve the quality of ECD center based services through information systems and teacher training									
Indicators		Flags*	Unit of Measure	Baseline	Baseline Year	Means of verification		2021	2022	EOP
2.1 Teachers and assistants of ECD centers that complete virtual training programa and receive academic			%	0.00	2021	List of participants	P	0.00	80.00	80.00
							P(a)	0.00	80.00	80.00
							A			

 CRF Indicator

Outputs: Annual Physical and Financial Progress

1 Improvements to the targeting and managment systems of CCT programs						Physical Progress			Financial Progress							
Outputs	Output Description	Unit of Measure	Baseline	Baseline Year	Means of verification		2021	2022	EOP		2021	2022	EOP	Theme	Fund	Flags
1.1 Proxy means test configured in institucional servers		# PMT	0	2020	Certificate of SQL server installation	P	1	0	1	P	10000	0	10000	Social Development	SOC	
						P(a)	1	0	0	P(a)	10000	0	0			
						A				A						
1.2 Implementation and Management Plan developed	Management and implementation plan for PIIB developed	Plans (#)	0	2020	Implementation Plan	P	0	1	1	P	25000	10000	35000	Social Development	SOC	
						P(a)	0	1	1	P(a)	25000	10000	10000			
						A				A						
1.3 Operational manuals developed	Cybersecurity Manual developed	Manuals (#)	0	2020	Cybersecurity plan	P	1	0	1	P	44000	11000	55000	Social Development	SOC	
						P(a)	1	0	0	P(a)	44000	11000	11000			
						A				A						
2 Quality improvements to early childhood services						Physical Progress			Financial Progress							
Outputs	Output Description	Unit of Measure	Baseline	Baseline Year	Means of verification		2021	2022	EOP		2021	2022	EOP	Theme	Fund	Flags
2.1 Management information systems (MIS) designed	Administrative and supervision information system for CAIPI designed	Systems (#)	0	2020	System functioning and configured in server	P	0	1	1	P	40000	10000	50000	Social Development	SOC	
						P(a)	0	1	1	P(a)	40000	10000	10000			
						A				A						
2.2 Virtual platforms designed	Virtual learning platform for CAIPI teachers designed	Platforms (#)	0	2020	List of teachers that received training through online platform	P	0	1	1	P	100000	50000	150000	Social Development	SOC	
						P(a)	0	1	1	P(a)	100000	50000	50000			
						A				A						

Other Cost

Total Cost

	2021	2022	Total Cost
P	\$219,000.00	\$81,000.00	\$300,000.00
P(a)	\$219,000.00	\$81,000.00	\$81,000.00
A			

 CRF Indicator

 Standard Output Indicator