





Results Matrix

Outcomes

Outcome:	1 A model developed and tested for promoting children's cognitive and socioemotional development.	
Outcome:	2 A model developed and tested for growth mindset among caregivers and young children in vulnerable	

 CRF Indicator

Outputs: Annual Physical and Financial Progress

1 Guatemala's Participation in Regional Study of ECD Distance Learning						Physical Progress					Financial Progress				Theme	Fund	Flags	
Outputs	Output Description	Unit of Measure	Baseline	Baseline Year	Means of verification		2021	2022	2023	EOP		2021	2022	2023				EOP
1.1 Surveys conducted	Regional COVID-19 survey conducted in Guatemala	Surveys (#)	0	2021	Surveys	P	1	0	0	1	P	50000	0	0	50000	Education	COF	
						P(a)	1	0	0	1	P(a)	50000	0	0	50000			
						A					A							
1.2 Pilot interventions implemented	Parental SMS ECD campaign piloted through an RCT	Pilots (#)	0	2021	Pilots	P	0	1	0	1	P	0	37000	0	37000	Education	COF	
						P(a)	0	1	0	1	P(a)	0	37000	0	37000			
						A					A							
2 Growth Mindset Study in El Salvador						Physical Progress					Financial Progress				Theme	Fund	Flags	
Outputs	Output Description	Unit of Measure	Baseline	Baseline Year	Means of verification		2021	2022	2023	EOP		2021	2022	2023				EOP
2.1 Pilot interventions designed	Mindgrowth study designed	Pilots (#)	0	2021	Pilots	P	1	0	0	1	P	10000	0	0	10000	Education	COF	
						P(a)	1	0	0	1	P(a)	10000	0	0	10000			
						A					A							
2.2 Pilot interventions implemented	Mindgrowth pilot implemented	Pilots (#)	0	2021	Pilots	P	0	1	0	1	P	0	90000	0	90000	Education	COF	
						P(a)	0	1	0	1	P(a)	0	90000	0	90000			
						A					A							
3 Disemination						Physical Progress					Financial Progress				Theme	Fund	Flags	
Outputs	Output Description	Unit of Measure	Baseline	Baseline Year	Means of verification		2021	2022	2023	EOP		2021	2022	2023				EOP
3.1 Presentations delivered	Presentations of survey and pilot	Presentations (#)	0	2021	Presentations	P	0	0	1	1	P	0	0	1130	1130	Education	COF	
						P(a)	0	0	1	1	P(a)	0	0	1130	1130			
						A					A							
3.2 Discussion papers developed	White Paper Developed	Papers (#)	0	2021	Papers	P	0	0	1	1	P	0	0	5000	5000	Education	COF	
						P(a)	0	0	1	1	P(a)	0	0	5000	5000			
						A					A							

Other Cost
IDB Administration Fee

	2021	2022	2023	Cost
P	\$10,054.00	\$0.00	\$0.00	\$10,054.00
P(a)	\$10,054.00	\$0.00	\$0.00	\$10,054.00
A				

Total Cost

	2021	2022	2023	Total Cost
P	\$70,054.00	\$127,000.00	\$6,130.00	\$203,184.00
P(a)	\$70,054.00	\$127,000.00	\$6,130.00	\$203,184.00
A				

 CRF Indicator

 Standard Output Indicator