







Results Matrix

Outcomes

Outcome:	1 Regional Digital Health Ecosystem strengthened									
Indicators	Flags*	Unit of Measure	Baseline	Baseline Year	Means of verification		2022	2023	2024	EOP
1.1 Countries that adopt internationally standards for digital health in national norms and/or guidelines		#	10.00	2022	SPH Digital Norms Dashboard https://socialdigital.iadb.org/en/soh/dashboard	P	10.00	12.00	14.00	14.00
						P(a)				
						A				
1.2 Systems tested that meet international interoperability standards		%	0.00	2022	Reports and/or certifications generated through the Lab	P	0.00	50.00	75.00	75.00
						P(a)				
						A				

 CRF Indicator

Outputs: Annual Physical and Financial Progress

1 Design and documentation of the LAC Health Interoperability Laboratory based on best practices						Physical Progress					Financial Progress							
Outputs	Output Description	Unit of Measure	Baseline	Baseline Year	Means of verification		2022	2023	2024	EOP		2022	2023	2024	EOP	Theme	Fund	Flags
1.1 Training institutions set-up	Digital Health interoperability Laboratory established to provide training and improve adoption of international standards	Institutions (#)	0	2022	Workplan for Laboratory accepted	P	0	0	1	1	P	0	40000	0	40000	Digital Economy	W2E	
						P(a)	0	0	1	1	P(a)	0	40000	0	40000			
						A					A							
1.2 Operational manuals developed	Governance and sustainability framework developed for digital health laboratory	Manuals (#)	0	2022	Operating Manual approved	P	0	1	0	1	P	0	20000	0	20000	Digital Economy	W2E	
						P(a)	0	1	0	1	P(a)	0	20000	0	20000			
						A					A							
2 Deployment of priority health interoperability services						Physical Progress					Financial Progress							
Outputs	Output Description	Unit of Measure	Baseline	Baseline Year	Means of verification		2022	2023	2024	EOP		2022	2023	2024	EOP	Theme	Fund	Flags
2.1 Methodologies designed/strengthened	Methodology for training and certification of digital health interoperability established	Methodologies (#)	0	2022	Strategy for training and certification of human capital approved	P	0	0	1	1	P	0	20000	0	20000	Social Development	W2E	
						P(a)	0	0	1	1	P(a)	0	20000	0	20000			
						A					A							
2.2 Pilot interventions implemented	Pilot to deploy digital services for digital health interoperability implemented	Pilots (#)	0	2022	Final report of digital services provided	P	0	0	1	1	P	0	30000	30000	60000	Digital Economy	W2E	
						P(a)	0	0	1	1	P(a)	0	30000	30000	60000			
						A					A							
2.3 Individuals Trained	Number of individuals trained in digital health interoperability	Individuals (#)	0	2022	Semester and final reports	P	0	25	25	50	P	0	20000	10000	30000	Health	W2E	
						P(a)	0	25	25	50	P(a)	0	20000	10000	30000			
						A					A							
2.4 Institutions trained	Number of LAC Countries and organizations that test digital health services in regional laboratory	Institutions (#)	0	2022	Semester and final reports	P	0	2	2	4	P	0	20000	10000	30000	Health	W2E	
						P(a)	0	2	2	4	P(a)	0	20000	10000	30000			
						A					A							

Other Cost

Total Cost

	2022	2023	2024	Total Cost
P		\$150,000.00	\$50,000.00	\$200,000.00
P(a)		\$150,000.00	\$50,000.00	\$200,000.00
A				

 CRF Indicator

 Standard Output Indicator