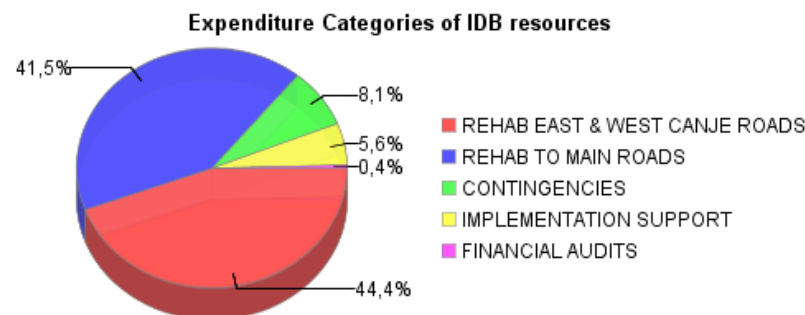
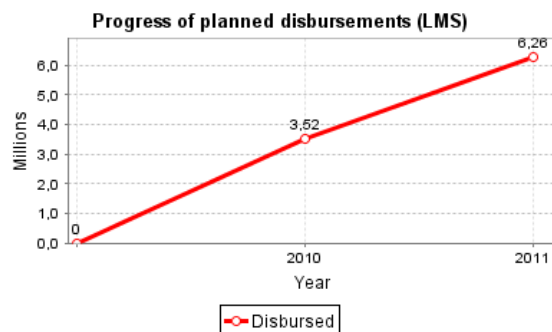
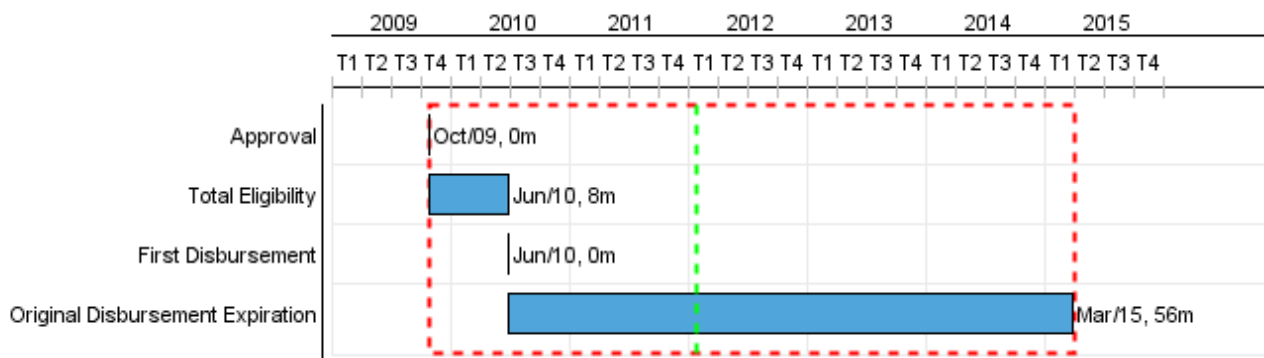


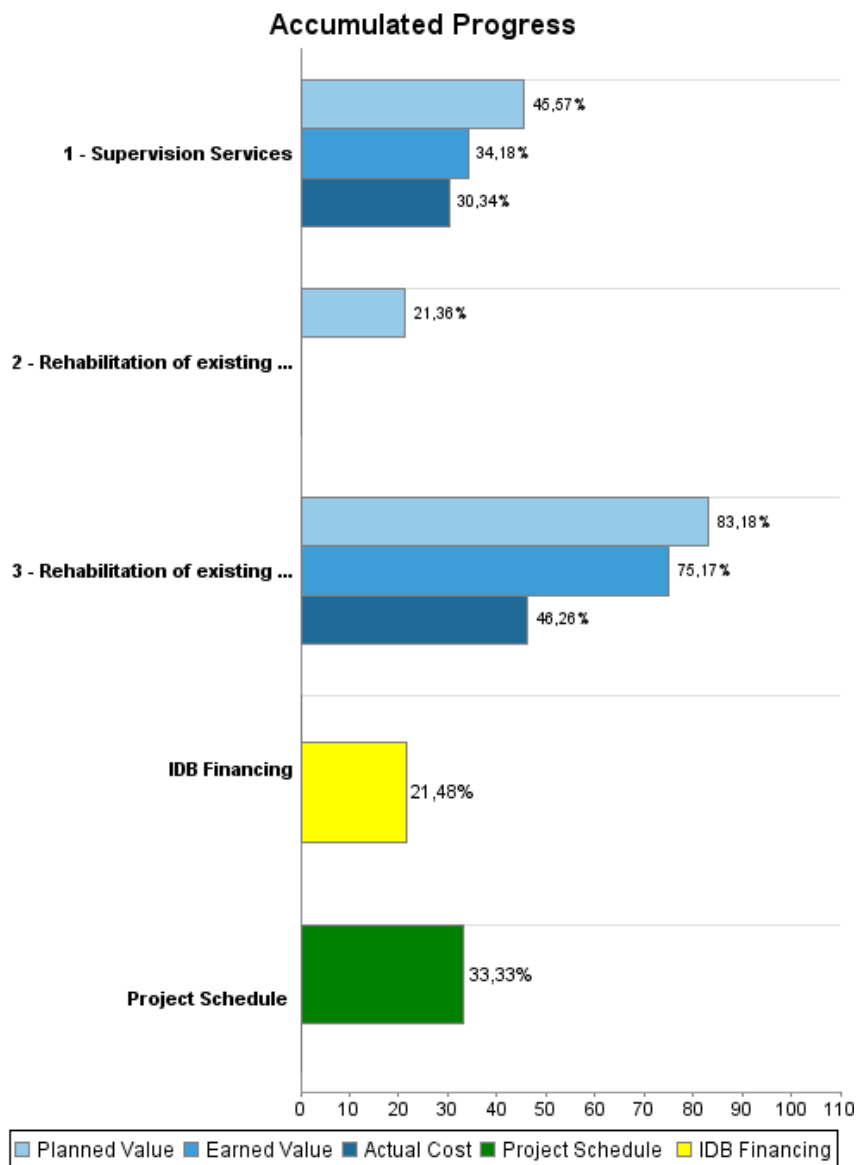
Summary Report

Basic Data		Available Funds (US\$)		Total Cost and Source	
Executing Agency (EA):	MINISTRY OF PUBLIC WORKS & COMMUNICATION				
Sector:	TRANSPORTATION-ROAD PROGRAMS				
Loan Number(s):	2215/BL-GY	Current Approved Amount:	24.800.000,00	Original IDB:	24.800.000,00
Stage:	Approved	Disbursed Amount to Date:	5.326.024,57	Current IDB:	24.800.000,00
Operation Type:	INV - Investment	% Disbursed:	21,48	Pari-passu:	100,00
Related Operation(s):	GY-P1007, GY-T1070, GY-T1071	Balance:	19.473.975,43	Co-Financing/Country:	
Operation Subtype:	GOM - Global of Multiple Works Operation			Original Estimate:	24.800.000,00
				Amortization Period (months):	288

Project Environmental and Social Impact Category	Reformulation	Validation
Project Environmental and Social Impact Category: B	() Was the objective(s) of this project reformulated?	Validated by Division Chief: Sep 23, 2011 Validated by Country Representative: Oct 17, 2011



Accumulated Progress as of 2011



Outcomes

Outcome: Vehicle travel time reduced.

Indicator	Unit of Measure	Baseline	Baseline Year		2010	2011	2012	2013	2014	End of project
Average journey/trip time.	%	100,00	2009	P						82,00
				A						

Outcome: Vehicle operation cost reduced.

Indicator	Unit of Measure	Baseline	Baseline Year		2010	2011	2012	2013	2014	End of project
Vehicle operation cost.	%	100,00	2009	P	99,00	93,00	87,00	82,00	79,00	79,00
				A	99,00					

Outcome: Length of road network in good/fair condition increased.

Indicator	Unit of Measure	Baseline	Baseline Year		2010	2011	2012	2013	2014	End of project
Improved road network.	km		2009	P	2,00	7,00	8,00	7,00	6,00	30,00
				A	3,00					

Outcome: The rate of road crashes / incidents and fatalities along the corridor reduced.

Suppositions: (1) Data was not available for the 2010 actual, it was assumed that there was no change.

Indicator	Unit of Measure	Baseline	Baseline Year		2010	2011	2012	2013	2014	End of project
Traffic accidents.	%	100,00	2009	P	98,00	94,00	89,00	84,00	80,00	80,00
				A	100,00					

Outcome: More efficient and effective planning and programming of transport projects.

Indicator	Unit of Measure	Baseline	Baseline Year		2010	2011	2012	2013	2014	End of project
Accounting software in place and updated procedures established and enforced.	Software		2009	P	1,00					1,00
				A	1,00					
Social and Environmental expert(s) in place.	Expert		2009	P	2,00					2,00
				A	2,00					
Finance and accounting sections of WSG fully staffed with Finance Comptroller	Comptroller		2009	P	1,00					1,00
				A	1,00					

Outputs: Annual Physical and Financial Progress 2011

Description	Unit of Measure	Physical				Financial			
		Planned	Actual	Accumulated units	EOP units	Planned	Actual	Accumulated costs	EOP costs
Improvement and Rehabilitation of East and West Canje Roads									
Rehabilitation of existing roads, including structures (bridges, culverts, drainage, etc.) and road safety works.	Kilometers	11,00	6,00		19,00	4.942.000,00	1.579.249,00		9.512.469,00
Improvement and Rehabilitation of Main Roads									
Rehabilitation of existing roads, including structures (bridges, culverts, drainage, etc.) and road safety works.	Kilometers	1,00			11,00	2.200.000,00			10.300.000,00
Implementation Support									
Supervision Services	%	20,00	15,00		100,00	358.000,00	222.805,00		1.400.000,00
Financial Audit									
Contingencies									
TOTAL						7.500.000,00	1.802.054,00		21.212.469,00