





Results Matrix

Outcomes									
Outcome:	1 To provide better data and knowledge of the Dominican Republic migration flows to promote better interinstitutional coordination on migration issues								
Indicators	Flags*	Unit of Measure	Baseline	Baseline Year	Means of verification	2022	2023	EOP	
1.1 Number of migration-related indicators measured		Number	0.00	2021	Monitoring and Evaluation Reports	P	0.00	2.00	2.00
						P(a)	0.00	0.00	0.00
						A			

 CRF Indicator

Outputs: Annual Physical and Financial Progress

1 Component I: Support the data collection of the Third National Survey on Immigrants (ENI) 2023.						Physical Progress			Financial Progress			Theme	Fund	Flags		
Outputs	Output Description	Unit of Measure	Baseline	Baseline Year	Means of verification	2022	2023	EOP	2022	2023	EOP					
1.1 New databases created	Data Collection System implemented	Databases (#)	0	2021	Disclosure of the ENI 2023	P	0	1	1	P	0	20000	20000	Institutional Development	SOC	
						P(a)	0	0	0	P(a)	0	0	0			
						A				A						
2 Component II: Measurement of the effects of the "Proceso de Normalización de Ciudadanos Venezolanos" in socioeconomic integration of the migrant population						Physical Progress			Financial Progress							
Outputs	Output Description	Unit of Measure	Baseline	Baseline Year	Means of verification	2022	2023	EOP	2022	2023	EOP	Theme	Fund	Flags		
2.1 Surveys conducted	Survey on the Effects of the PNV on the socioeconomic integration of the migrant population.	Surveys (#)	0	2021	Publication of the results	P	1	0	1	P	90000	0	90000	Institutional Development	SOC	
						P(a)	0	0	0	P(a)	0	0	0			
						A				A						
3 Component III: Diaspora and Remittances						Physical Progress			Financial Progress							
Outputs	Output Description	Unit of Measure	Baseline	Baseline Year	Means of verification	2022	2023	EOP	2022	2023	EOP	Theme	Fund	Flags		
3.1 Diaspora Communication Strategy Developed		Study	0	2021	Workshop / seminar and publication of the Strategy	P	0	1	1	P	0	25000	25000	Migration	SOC	
						P(a)	0	0	0	P(a)	0	0	0			
						A				A						
4 Componente IV: Strengthening of public institutions involved in migration matters						Physical Progress			Financial Progress							
Outputs	Output Description	Unit of Measure	Baseline	Baseline Year	Means of verification	2022	2023	EOP	2022	2023	EOP	Theme	Fund	Flags		
4.1 Workshops organized	Workshops organized	Workshops (#)	0	2021	Workshops and courses given with support of the Bank	P	1	1	2	P	32500	32500	65000	Institutional Development	SOC	
						P(a)	0	0	0	P(a)	0	0	0			
						A				A						

Other Cost

Total Cost

	2022	2023	Total Cost
P	\$122,500.00	\$77,500.00	\$200,000.00
P(a)			
A			