









Results Matrix

Outcomes

Outcome: 1 Action plan with microeconomic measures to incentivize and restore Venezuela's business climate

CRF Indicator

Outputs: Annual Physical and Financial Progress

1 Studies about removing critical barriers to private sector development and restabishing of public-private dialogue						Physical Progress					Financial Progress					Theme	Fund	Flags
Outputs	Output Description	Unit of Measure	Baseline	Baseline Year	Means of verification		2019	2020	2021	EOP		2019	2020	2021	EOP			
1.1 Diagnostics and assessments completed	Analysis to identify regulation barriers to private sector activities	Diagnostics (#)	0	2019	Report	P	0	0	1	1	P	0	0	10000	10000	Institutional Development	INS	
						P(a)	0	0	1	1	P(a)	0	0	10000	10000			
						A					A							
1.2 Regulatory frameworks designed	Proposal for regulatory framework reform	Frameworks (#)	0	2019	Report	P	0	0	1	1	P	0	0	20000	20000	Institutional Development	INS	
						P(a)	0	0	1	1	P(a)	0	0	20000	20000			
						A					A							
1.3 Institutional development plan designed	Proposal for a National Competitiveness Council (CNC)	Plans (#)	0	2019	Report	P	0	0	1	1	P	0	0	15000	15000	Institutional Development	INS	
						P(a)	0	0	1	1	P(a)	0	0	15000	15000			
						A					A							
2 Support privatization process						Physical Progress					Financial Progress					Theme	Fund	Flags
Outputs	Output Description	Unit of Measure	Baseline	Baseline Year	Means of verification		2019	2020	2021	EOP		2019	2020	2021	EOP			
2.1 Diagnostics and assessments completed	Analysis of manufacture and service sectors	Diagnostics (#)	0	2019	Report	P	0	0	1	1	P	0	0	5000	5000	Institutional Development	INS	
						P(a)	0	0	1	1	P(a)	0	0	5000	5000			
						A					A							
2.2 Action plans designed	Action plan design for manufacture and service sector	Action Plans (#)	0	2019	Report	P	0	0	1	1	P	0	0	20000	20000	Institutional Development	INS	
						P(a)	0	0	1	1	P(a)	0	0	20000	20000			
						A					A							
3 Support to private sector recovery						Physical Progress					Financial Progress					Theme	Fund	Flags
Outputs	Output Description	Unit of Measure	Baseline	Baseline Year	Means of verification		2019	2020	2021	EOP		2019	2020	2021	EOP			
3.1 Diagnostics and assessments completed	Analysis of current conditions for SMEs	Diagnostics (#)	0	2019	Report	P	0	0	1	1	P	0	0	5000	5000	Institutional Development	INS	
						P(a)	0	0	1	1	P(a)	0	0	5000	5000			
						A					A							
3.2 Action plans designed	Action plan design to recover private sector	Action Plans (#)	0	2019	Report	P	0	0	1	1	P	0	0	15000	15000	Institutional Development	INS	
						P(a)	0	0	1	1	P(a)	0	0	15000	15000			
						A					A							
4 Identification of incentives to accelerate the return and reintegration of highly skilled diaspora						Physical Progress					Financial Progress					Theme	Fund	Flags
Outputs	Output Description	Unit of Measure	Baseline	Baseline Year	Means of verification		2019	2020	2021	EOP		2019	2020	2021	EOP			
4.1 Action plans designed	Incentives plan	Action Plans (#)	0	2019	Report	P	0	0	1	1	P	0	0	20000	20000	Institutional Development	INS	
						P(a)	0	0	1	1	P(a)	0	0	20000	20000			
						A					A							

Other Cost

Total Cost

	2019	2020	2021	Total Cost
P			\$110,000.00	\$110,000.00
P(a)			\$110,000.00	\$110,000.00
A				

CRF Indicator

Standard Output Indicator