







Results Matrix

Outcomes

Outcome:	1 SIT strengthened in digital technology.									
Indicators	Flags*	Unit of Measure	Baseline	Baseline Year	Means of verification		2022	2023	2024	EOP
1.1 Catalog of technological systems to be applied in the management of infrastructure and transport services		(#) Manuals	0.00	2022	Reports of the Secretaría de Infraestructura y Transporte	P	0.00	0.00	1.00	1.00
						P(a)	0.00	0.00	1.00	1.00
						A	0.00			0.00
1.2 Number of women operating strengthened technological systems in the Secretaría de Infraestructura y Transporte		(#) Number of women	0.00	2022	Reports of the Secretaría de Infraestructura y Transporte	P	0.00	0.00	90.00	90.00
						P(a)	0.00	0.00	90.00	90.00
						A	0.00			0.00



Outputs: Annual Physical and Financial Progress

1 Estrategia de Transformación Digital en el sector Transporte						Physical Progress					Financial Progress							
Outputs	Output Description	Unit of Measure	Baseline	Baseline Year	Means of verification		2022	2023	2024	EOP		2022	2023	2024	EOP	Theme	Fund	Flags
1.1 Strategies designed	Design of a digital transformation strategy for the transport sector in Honduras (Infratech), which includes a catalog of	Strategies (#)	0	2022	Annual report	P	0	1	0	1	P	0	90000	0	90000	Sustainable Infrastructure	W2B	
						P(a)	0	1	0	1	P(a)	0	90000	0	90000			
						A	0			0	A	0			0			
1.2 Training workshops delivered	Secretaría de Infraestructura y Transporte (SIT) staff trained in the development and use of smart technology	Workshops (#)	0	2022	Annual report	P	0	1	1	2	P	0	5000	5000	10000	Sustainable Infrastructure	W2B	
						P(a)	0	1	1	2	P(a)	0	5000	5000	10000			
						A	0			0	A	0			0			
1.3 Technical notes created	Technical Note on Digital Transformation in the Transport Sector in Honduras.	Notes (#)	0	2022	Annual report	P	0	0	1	1	P	0	0	10000	10000	Sustainable Infrastructure	W2B	
						P(a)	0	0	1	1	P(a)	0	0	10000	10000			
						A	0			0	A	0			0			
2 Sistema de Gestión de Activos Viales (SGAV)						Physical Progress					Financial Progress							
Outputs	Output Description	Unit of Measure	Baseline	Baseline Year	Means of verification		2022	2023	2024	EOP		2022	2023	2024	EOP	Theme	Fund	Flags
2.1 Implementation and Management Plan developed	Design and implementation of an action plan for the operation of a Road Asset Management System	Plans (#)	0	2022	Annual report	P	0	1	0	1	P	0	90000	0	90000	Sustainable Infrastructure	W2B	
						P(a)	0	1	0	1	P(a)	0	90000	0	90000			
						A	0			0	A	0			0			
2.2 Tools designed/strengthened	Road Asset Management Systems strengthened with the implementation of "Pavimenta2", including systems	Tools (#)	0	2022	Annual report	P	0	0	1	1	P	0	40000	10000	50000	Sustainable Infrastructure	W2B	
						P(a)	0	0	1	1	P(a)	0	40000	10000	50000			
						A	0			0	A	0			0			

Other Cost

Total Cost

	2022	2023	2024	Total Cost
P		\$225,000.00	\$25,000.00	\$250,000.00
P(a)		\$225,000.00	\$25,000.00	\$250,000.00
A				