







Results Matrix

Outcomes										
Outcome:	1 Improvement of city's capacity to formulate bankable projects that integrate its natural and cultural capital									
Indicators	Flags*	Unit of Measure	Baseline	Baseline Year	Means of verification		2020	2021	2022	EOP
1.1 Projects in Barranquilla with a natural and cultural capital integration approach in process of implementation		Projects (#)	0.00	2020	Approved studies or project designs	P	0.00	0.00	2.00	2.00
						P(a)	0.00	0.00	2.00	2.00
						A				

 CRF Indicator

Outputs: Annual Physical and Financial Progress

1 Natural Capital Restoration and Protection						Physical Progress					Financial Progress					Theme	Fund	Flags
Outputs	Output Description	Unit of Measure	Baseline	Baseline Year	Means of verification	2020	2021	2022	EOP	2020	2021	2022	EOP					
1.1 Civil works design completed	Design of a regional ecopark in Ciénaga de Mallorquín and its neighboring communities.	Designs (#)	0	2020	Approved design	P	0	1	0	1	P	0	120000	0	120000	Biodiversity and Ecosystem Conservation	CIT	
						P(a)	0	1	0	1	P(a)	0	0	0	0			
						A					A							
1.2 Prefeasibility Studies undertaken	Studies for the urban and economic improvement of Cienaga de Mallorquín's adjacent neighborhoods and	Studies (#)	0	2020	Approved studies	P	0	1	1	2	P	0	25000	25000	50000	Sustainable Cities	CIT	
						P(a)	0	1	1	2	P(a)	0	0	0	0			
						A					A							
2 Cultural and Natural Urban Corridors						Physical Progress					Financial Progress					Theme	Fund	Flags
Outputs	Output Description	Unit of Measure	Baseline	Baseline Year	Means of verification	2020	2021	2022	EOP	2020	2021	2022	EOP					
2.1 Prefeasibility Studies undertaken	Study with urban and landscape design strategies for a multifunctional urban corridors network.	Studies (#)	0	2020	Document with approved design strategies	P	0	1	0	1	P	0	85000	0	85000	Sustainable Cities	CIT	
						P(a)	0	1	0	1	P(a)	0	0	0	0			
						A					A							
2.2 Implementation and Management Plan developed	Urban governance guide that identifies the institutional and financial arrangements, as well as the community	Plans (#)	0	2020	Implementation and management guide approved	P	0	1	0	1	P	0	15000	0	15000	Sustainable Cities	CIT	
						P(a)	0	1	0	1	P(a)	0	0	0	0			
						A					A							
3 Knowledge Sharing Activities						Physical Progress					Financial Progress					Theme	Fund	Flags
Outputs	Output Description	Unit of Measure	Baseline	Baseline Year	Means of verification	2020	2021	2022	EOP	2020	2021	2022	EOP					
3.1 Launch project workshop implemented	Knowledge exchange and co-design workshop with stakeholders and experts in the integration of natural	Workshops (#)	0	2020	Workshop report	P	0	1	0	1	P	0	25000	0	25000	Sustainable Infrastructure	CIT	
						P(a)	0	1	0	1	P(a)	0	0	0	0			
						A					A							

Other Cost

Total Cost

	2020	2021	2022	Total Cost
P		\$270,000.00	\$25,000.00	\$295,000.00
P(a)				
A				