






Results Matrix

Outcomes

Outcome:	1 Support Peru to scale-up cost-effective technological interventions in education										
Indicators	Flags*	Unit of Measure	Baseline	Baseline Year	Means of verification		2020	2021	2022	2023	EOP
1.1 References in government plans and national strategies of the documents generated by the TC		References	0.00	2020	Email with team leader's approval	P	0.00	0.00	0.00	2.00	2.00
						P(a)	0.00	0.00	0.00	0.00	0.00
						A					

 CRF Indicator

Outputs: Annual Physical and Financial Progress

1 I:Implementing the School Support Program at scale in Lima.						Physical Progress					Financial Progress					Theme	Fund	Flags
Outputs	Output Description	Unit of Measure	Baseline	Baseline Year	Means of verification		2020	2021	2022	EOP		2020	2021	2022	EOP			
1.1 Working Papers prepared	Experimental impact evaluation (ex-ante or ex-post) performed	Papers (#)	0	2020	IDB working paper series	P	0	0	1	1	P	0	190000	0	190000	Education	KPR	
						P(a)	0	0	0	0	P(a)	0	0	0	0			
						A					A							
1.2 New databases created	Baseline and endline data on student characteristics, math achievement, and non-academic outcomes	Databases (#)	0	2020	Email with team leader's approval	P	0	1	1	2	P	0	80000	0	80000	Education	KPR	
						P(a)	0	0	0	0	P(a)	0	0	0	0			
						A					A							
1.3 Analysis of the School Support Program based on the Korean experience		Report (#)	0	2020	Email with team leader's approval	P	1	0	0	1	P	100000	0	0	100000	Education	KPR	
						P(a)	0	0	0	0	P(a)	0	0	0	0			
						A					A							
1.4 Final report with lessons learnt regarding the adaptation pilot		Report (#)	0	2020	Email with team leader's approval	P	0	1	0	1	P	160000	0	0	160000	Education	KPR	
						P(a)	0	0	0	0	P(a)	0	0	0	0			
						A					A							
1.5 Final report with lessons learnt regarding large-scale implementation		Report (#)	0	2020	Email with team leader's approval	P	0	0	1	1	P	0	20000	0	20000	Education	KPR	
						P(a)	0	0	0	0	P(a)	0	0	0	0			
						A					A							
2 II: Developing a toolkit to facilitate the replication and scale-up of the School Support Program.						Physical Progress					Financial Progress							
Outputs	Output Description	Unit of Measure	Baseline	Baseline Year	Means of verification		2020	2021	2022	EOP		2020	2021	2022	EOP	Theme	Fund	Flags
2.1 Monographs developed	Toolkit on how to replicate and scale up the School Support Program	Monographs (#)	0	2020	IDB web page	P	0	0	1	1	P	65000	50000	0	115000	Education	KPR	
						P(a)	0	0	0	0	P(a)	0	0	0	0			
						A					A							
3 III: Promoting the dissemination of the toolkit and LAC capacity building.						Physical Progress					Financial Progress							
Outputs	Output Description	Unit of Measure	Baseline	Baseline Year	Means of verification		2020	2021	2022	EOP		2020	2021	2022	EOP	Theme	Fund	Flags
3.1 Workshops organized	Dissemination of the toolkit to facilitate the scale up of the School Support Program	Workshops (#)	0	2020	Meeting agenda	P	0	0	1	1	P	0	0	35000	35000	Education	KPR	
						P(a)	0	0	0	0	P(a)	0	0	0	0			
						A					A							
3.2 Presentations delivered	Presentations in seminars and conferences	Presentations (#)	0	2020	Power point presentation	P	0	0	3	3	P	0	0	0	0	Education	KPR	
						P(a)	0	0	0	0	P(a)	0	0	0	0			
						A					A							

Other Cost

Total Cost

	2020	2021	2022	Total Cost
P	\$325,000.00	\$340,000.00	\$35,000.00	\$700,000.00
P(a)				
A				

 CRF Indicator

 Standard Output Indicator