











Results Matrix

Outcomes										
Outcome:	1 Preparation of the Proregion Program and compliance with the criteria eligibility for the disbursement of the operation									
Indicators	Flags*	Unit of Measure	Baseline	Baseline Year	Means of verification	2020	2021	2022	EOP	
1.1 Design of the operation PE-L 1252 finalized		Number of operations	0.00	2020	Loan Contract PE-L1252 signed	P	1.00	0.00	0.00	1.00
						P(a)	1.00	0.00	0.00	1.00
						A				

 CRF Indicator

Outputs: Annual Physical and Financial Progress

1 Support for the preparation and execution of the Proregión Program						Physical Progress					Financial Progress					Theme Fund Flags		
Outputs	Output Description	Unit of Measure	Baseline	Baseline Year	Means of verification		2020	2021	2022	EOP		2020	2021	2022	EOP			
1.1 Operational manuals developed	Preparation of the Program Operations Manual	Manuals (#)	0	2020	Document finalized and approved by the executing agency of the program	P	1	0	0	1	P	20000	10000	0	30000	Sustainable Infrastructure	INF	
						P(a)	1	0	0	0	P(a)	20000	10000	0	10000			
						A					A							
1.2 Environmental impact assessment completed	Preparation of the Environmental and Social Management Framework and completion of	Assessments (#)	0	2020	Document finalized and approved by the executing agency of the program	P	1	0	0	1	P	80000	50000	0	130000	Sustainable Infrastructure	INF	
						P(a)	1	0	0	0	P(a)	80000	50000	0	50000			
						A					A							
1.3 Prefeasibility Studies undertaken	Review of studies and preparation of economic evaluation of the program	Studies (#)	0	2020	Document finalized and approved by the executing agency of the program	P	1	0	0	1	P	30000	0	0	30000	Sustainable Infrastructure	INF	
						P(a)	1	0	0	0	P(a)	30000	0	0	0			
						A					A							
1.4 Mitigation study completed	Design of adaptation activities to climate change	Studies (#)	0	2020	Document finalized and approved by the executing agency of the program	P	1	0	0	1	P	30000	10000	0	40000	Sustainable Infrastructure	INF	
						P(a)	1	0	0	0	P(a)	30000	10000	0	10000			
						A					A							
1.5 Monitoring and Evaluation Plan developed	Structuring processes for follow-up and monitoring of products and results of the program	Plans (#)	0	2020	Document finalized and approved by the executing agency of the program	P	1	0	0	1	P	40000	0	0	40000	Sustainable Infrastructure	INF	
						P(a)	1	0	0	0	P(a)	40000	0	0	0			
						A					A							
2 Inclusive agricultural logistics chain study						Physical Progress					Financial Progress					Theme Fund Flags		
Outputs	Output Description	Unit of Measure	Baseline	Baseline Year	Means of verification		2020	2021	2022	EOP		2020	2021	2022	EOP			
2.1 Diagnostics and assessments completed	Diagnosis of the agricultural and engineering chains considered by the PE-L1252 program on	Diagnostics (#)	0	2020	Document finalized and approved by the executing agency of the program	P	1	0	0	1	P	10000	0	0	10000	Gender and Diversity	INF	
						P(a)	1	0	0	0	P(a)	10000	0	0	0			
						A					A							
2.2 Strategies designed	Structuring a strategy to promote the inclusion of gender and diversity issues for local development in	Strategies (#)	0	2020	Document finalized and approved by the executing agency of the program	P	0	1	0	1	P	25000	15000	0	40000	Gender and Diversity	INF	
						P(a)	0	1	0	1	P(a)	25000	15000	0	15000			
						A					A							
3 Disclosure and knowledge						Physical Progress					Financial Progress					Theme Fund Flags		
Outputs	Output Description	Unit of Measure	Baseline	Baseline Year	Means of verification		2020	2021	2022	EOP		2020	2021	2022	EOP			
3.1 Technical notes created	Knowledge products, digital and printed	Notes (#)	0	2020	Publications completed and approved by the executing agency of the program	P	0	1	1	2	P	3000	8000	4000	15000	Sustainable Infrastructure	INF	
						P(a)	0	1	1	2	P(a)	3000	8000	4000	12000			
						A					A							
3.2 Workshops organized	Events	Workshops (#)	0	2020	Minutes of the workshops approved by the executing agency of the program	P	1	2	0	3	P	5000	5000	0	10000	Sustainable Infrastructure	INF	
						P(a)	1	2	0	2	P(a)	5000	5000	0	5000			
						A					A							
3.3 Participants in intraregional exchange receiving advisory services	Intraregional exchanges of experiences	Individuals (#)	0	2020	Report about the interregional exchange approved by the executing agency	P	1	1	0	2	P	2500	2500	0	5000	Sustainable Infrastructure	INF	
						P(a)	1	1	0	1	P(a)	2500	2500	0	2500			
						A					A							

Other Cost

Total Cost

	2020	2021	2022	Total Cost
P	\$245,500.00	\$100,500.00	\$4,000.00	\$350,000.00
P(a)	\$245,500.00	\$100,500.00	\$4,000.00	\$104,500.00
A				

 CRF Indicator

 Standard Output Indicator