










Results Matrix

Outcomes

Outcome: 1 Improve dissemination and shared knowledge for the transformation of technical education and vocational

CRF Indicator

Outputs: Annual Physical and Financial Progress

1 1. Generation of knowledge and exchange spaces for innovation with a strategic vision						Physical Progress					Financial Progress					Theme	Fund	Flags
Outputs	Output Description	Unit of Measure	Baseline	Baseline Year	Means of verification		2021	2022	2023	EOP		2021	2022	2023	EOP			
1.1 Networks/communities of practice established	Communities of practice in novel and high demand topics	Networks (#)	0	2021	annual minutes of communities' activities and participants	P	1	3	0	4	P	20000	30000		50000	Labor Markets	TVT	
						P(a)	1	3	0	4	P(a)	20000	30000		50000			
						A					A							
1.2 Technical notes created	Development of technical notes on specialized technical knowledge	Notes (#)	0	2021	Document	P	0	1	1	2	P	30000	30000	30000	90000	Education	TVT	
						P(a)	0	1	1	2	P(a)	30000	30000	30000	90000			
						A					A							
1.3 Newsletters published	Newsletters on lessons learned in communities of practice	Newsletters (#)	0	2021	link to published newsletter in IDB's webpage	P	0	2	2	4	P	10000	10000		20000	Education	TVT	
						P(a)	0	2	2	4	P(a)	10000	10000		20000			
						A					A							
1.4 Webinars delivered	Organized webinars with experts in areas of interest	Webinars (#)	0	2021	Number of participants connected	P	2	3	1	6	P	10000	20000		30000	Labor Markets	TVT	
						P(a)	2	3	1	6	P(a)	10000	20000		30000			
						A					A							
2 2. Communication and dissemination						Physical Progress					Financial Progress					Theme	Fund	Flags
Outputs	Output Description	Unit of Measure	Baseline	Baseline Year	Means of verification		2021	2022	2023	EOP		2021	2022	2023	EOP			
2.1 Virtual platforms designed	Sitio web/landing page	Platforms (#)	0	2021	link to website	P	0	1	0	1	P	5000	5000	5000	15000	Education	TVT	
						P(a)	0	1	0	1	P(a)	5000	5000	5000	15000			
						A					A							
2.2 Knowledge exchange and dissemination activities (blogs, videos, brochure, meetings)	#	0	2021	blogs published in IDB's website and links to documents and videos in IDB website	P	3	3	1	7	P	15000	15000	15000	45000	Social Development	TVT		
					P(a)	3	3	1	7	P(a)	15000	15000	15000	45000				
					A					A								
2.3 Communication and dissemination strategy designed	#	0	2021	document from consultant approved by team leaders	P	1	0	0	1	P	10000	20000	20000	50000	Social Development	TVT		
					P(a)	1	0	0	1	P(a)	10000	20000	20000	50000				
					A					A								
3 3. Monitoring and evaluation						Physical Progress					Financial Progress					Theme	Fund	Flags
Outputs	Output Description	Unit of Measure	Baseline	Baseline Year	Means of verification		2021	2022	2023	EOP		2021	2022	2023	EOP			
3.1 Methodologies designed/strengthened	Evaluation methodology for tvet	Methodologies (#)	0	2021	document with strategy approved by team leaders	P	1	0	0	1	P	40000		20000	60000	Labor Markets	TVT	
						P(a)	1	0	0	1	P(a)	40000		20000	60000			
						A					A							
3.2 New databases created	Primary databases for evaluation	Databases (#)	0	2021	document with data dictionary and basic analysis approved by team leaders	P	0	0	1	1	P	30000	60000	30000	120000	Education	TVT	
						P(a)	0	0	1	1	P(a)	30000	60000	30000	120000			
						A					A							

Other Cost

Incidentals

	2021	2022	2023	Cost
P	\$5,000.00	\$10,000.00	\$5,000.00	\$20,000.00
P(a)	\$5,000.00	\$10,000.00	\$5,000.00	\$20,000.00
A				

Total Cost

	2021	2022	2023	Total Cost
P	\$175,000.00	\$200,000.00	\$125,000.00	\$500,000.00
P(a)	\$175,000.00	\$200,000.00	\$125,000.00	\$500,000.00
A				

CRF Indicator

Standard Output Indicator