






Results Matrix

Outcomes										
Outcome:	1 Investment programs designed									
Indicators	Flags*	Unit of Measure	Baseline	Baseline Year	Means of verification		2022	2023	2024	EOP
1.1 Investment programs designed		#	0.00	2022	monitoring report	P	2.00	1.00	1.00	1.00
						P(a)	2.00	1.00	1.00	1.00
						A				

CRF Indicator

Outputs: Annual Physical and Financial Progress

1 Component 1. Support for the preparation of the Program to Strengthen Agricultural Health Services and the Sustainable Management of Maritime Resources in Argentina (PROSAMA, AR-L1352)						Physical Progress					Financial Progress							
Outputs	Output Description	Unit of Measure	Baseline	Baseline Year	Means of verification		2022	2023	2024	EOP		2022	2023	2024	EOP	Theme	Fund	Flags
1.1 Technical notes created	1.1. Study on the barriers to access to employment in the fishing sector from a gender and diversity perspective concluded	Notes (#)	0	2022	Approval report of the Team Leader	P		4	5	9	P	8000	50000	40000	98000	Agricultural Productivity and Food Security	W2A	
						P(a)		4	5	9	P(a)	8000	50000	48000	98000			
						A					A							
2 Component 2. Support for the preparation of the Low Carbon Sustainable Livestock Development Program (AR-L1364)						Physical Progress					Financial Progress							
Outputs	Output Description	Unit of Measure	Baseline	Baseline Year	Means of verification		2022	2023	2024	EOP		2022	2023	2024	EOP	Theme	Fund	Flags
2.1 Technical notes created	2.1. Diagnosis of forests with integrated livestock and detail of the certifications and protocols of sustainable livestock	Notes (#)	0	2022	Approval report of the Team Leader	P	0	1	2	3	P	7000	40000	20000	67000	Agricultural Productivity and Food Security	W2A	
						P(a)	0	1	2	3	P(a)	7000	40000	27000	67000			
						A					A							
3 Component 3. Support for technical dialogue with the government of Argentina						Physical Progress					Financial Progress							
Outputs	Output Description	Unit of Measure	Baseline	Baseline Year	Means of verification		2022	2023	2024	EOP		2022	2023	2024	EOP	Theme	Fund	Flags
3.1 Technical notes created	3.1. Diagnosis of rural connectivity with proposals for action carried out. 3.2. Characterization and mapping of small rural	Notes (#)	0	2022	Approval report of the Team Leader	P		2	3	5	P	35000	50000	50000	135000	Agricultural Productivity and Food Security	W2A	
						P(a)		2	3	5	P(a)	35000	50000	85000	135000			
						A					A							

Other Cost

Total Cost

CRF Indicator

Standard Output Indicator

	2022	2023	2024	Total Cost
P	\$50,000.00	\$140,000.00	\$110,000.00	\$300,000.00
P(a)	\$50,000.00	\$140,000.00	\$160,000.00	\$300,000.00
A				