





Results Matrix

Outcomes

Outcome:	1 Consolidar el mercado de financiamiento de eficiencia energética en Colombia						
Indicators	Flags*	Unit of Measure	Baseline	Baseline Year	Means of verification	EOP	
1.1 Mecanismo de incentivos para el crecimiento del portafolio de eficiencia energética en Bancóldex		Mecanismo	0.00	2020		P	1.00
						P(a)	0.00
						A	0.00
1.2 Herramientas que reduzcan la percepción de riesgos y mejoren su gestión		Herramientas	0.00	2020		P	2.00
						P(a)	0.00
						A	0.00

 CRF Indicator

Outputs: Annual Physical and Financial Progress



1 Consolidación del Portafolio de Financiamiento de Eficiencia Energética de Bancóldex						Physical Progress					Financial Progress					Theme	Fund	Flags		
Outputs	Output Description	Unit of Measure	Baseline	Baseline Year	Means of verification	2020	2021	2022	2023	EOP	2020	2021	2022	2023	EOP					
1.1 Mecanismo de premiación (success fees)		Mecanismo				P	0	50	100	0	150	P	0	100000	200000	0	300000	Sustainable Energy and Climate Change	CTF	
						P(a)	0	50	100	0	150	P(a)	0	100000	200000	0	300000			
						A	0				0	A	0				0			
2 Fortalecimiento del Ecosistema de Financiamiento de Eficiencia Energética						Physical Progress					Financial Progress					Theme	Fund	Flags		
Outputs	Output Description	Unit of Measure	Baseline	Baseline Year	Means of verification	2020	2021	2022	2023	EOP	2020	2021	2022	2023	EOP					
2.1 Metodología seguro de ahorros de energía		Metodología				P	0	1	0	0	1	P	0	30000	30000	40000	100000	Sustainable Energy and Climate Change	CTF	
						P(a)	0	1	0	0	1	P(a)	0	30000	30000	40000	100000			
						A	0				0	A	0				0			
2.2 Mecanismo de garantía parcial		Mecanismo				P	0	0	1	0	1	P	0	30000	30000	40000	100000	Sustainable Energy and Climate Change	CTF	
						P(a)	0	0	1	0	1	P(a)	0	30000	30000	40000	100000			
						A	0				0	A	0				0			
2.3 Tools designed/strengthened	Caja de herramientas de estructuración	Tools (#)				P	0	1	2	2	5	P	0	20000	70000	70000	160000	Sustainable Energy and Climate Change	CTF	
						P(a)	0	1	2	2	5	P(a)	0	20000	70000	70000	160000			
						A	0				0	A	0				0			
2.4 Training workshops delivered	Capacitaciones y entrenamientos a medida	Workshops (#)				P	0	1	2	3	6	P	0	50000	50000	55000	155000	Sustainable Energy and Climate Change	CTF	
						P(a)	0	1	2	3	6	P(a)	0	50000	50000	55000	155000			
						A	0				0	A	0				0			
2.5 Process evaluations conducted	Diseminación de lecciones aprendidas	Evaluation Final Report (#)				P	0	0	0	1	1	P	0	0	20000	30000	50000	Sustainable Energy and Climate Change	CTF	
						P(a)	0	0	0	1	1	P(a)	0	0	20000	30000	50000			
						A	0				0	A	0				0			

Other Cost
Componente 1 - Auditoria
Componente 1 - Monitoreo y seguimiento de portafolio
Componente 2 - Apoyo para coordinación y monitoreo de actividades

	2020	2021	2022	2023	Cost
P	\$0.00	\$0.00	\$0.00	\$4,000.00	\$4,000.00
P(a)	\$0.00	\$0.00	\$0.00	\$4,000.00	\$4,000.00
A	\$0.00				\$0.00
P	\$8,000.00	\$15,000.00	\$15,000.00	\$8,000.00	\$46,000.00
P(a)	\$8,000.00	\$15,000.00	\$15,000.00	\$8,000.00	\$46,000.00
A	\$8,000.00				\$8,000.00
P	\$8,000.00	\$28,000.00	\$28,000.00	\$21,000.00	\$85,000.00
P(a)	\$8,000.00	\$28,000.00	\$28,000.00	\$21,000.00	\$85,000.00
A	\$8,000.00				\$8,000.00

	2020	2021	2022	2023	Total Cost
P	\$16,000.00	\$273,000.00	\$443,000.00	\$268,000.00	\$1,000,000.00
P(a)	\$16,000.00	\$273,000.00	\$443,000.00	\$268,000.00	\$1,000,000.00
A	\$16,000.00				\$16,000.00

Total Cost

 CRF Indicator Standard Output Indicator