





Results Matrix

Outcomes

Outcome:	1 The knowledge gap on low-carbon and resilient development perspectives of countries is reduced									
Indicators		Flags*	Unit of Measure	Baseline	Baseline Year	Means of verification		2020	2021	EOP
1.1 Number of country analyses available			No.	0.00	2020	Study	P	10.00	16.00	26.00
							P(a)			
							A			
Outcome:	2 Analysis of sectoral solutions for decarbonization in LAC is available									
Indicators		Flags*	Unit of Measure	Baseline	Baseline Year	Means of verification		2020	2021	EOP
2.1 Completeness of studies in five sectors			No.	0.00	2020	Research reports	P	1.00	4.00	5.00
							P(a)			
							A			
Outcome:	3 MDB methodological dialogue related to Paris agreement alignment is enhanced									
Indicators		Flags*	Unit of Measure	Baseline	Baseline Year	Means of verification		2020	2021	EOP
3.1 Consultant deployment for research			m days	0.00	2020	Deliverables	P	5.00	15.00	20.00
							P(a)			
							A			
3.2 Support to GHG accounting working group secretariat		# of meetings	0.00	2020	Proceedings of working group	P	2.00	3.00	5.00	
						P(a)				
						A				

 CRF Indicator

Outputs: Annual Physical and Financial Progress

1 Anyanzing countries low-cabon and climate resilient development perspectives						Physical Progress				Financial Progress						
Outputs	Output Description	Unit of Measure	Baseline	Baseline Year	Means of verification		2020	2021	EOP		2020	2021	EOP	Theme	Fund	Flags
1.1 Mitigation study completed	Country-specific studies on the perspectives of low carbon and climate resilient development	Studies (#)	0	2020	Study completed	P	0	26	26	P	70000	112000	182000	Sustainable Energy and Climate Change	FRC	
						P(a)			0	P(a)			0			
						A				A						
2 Analysis of sectoral solutions						Physical Progress				Financial Progress						
Outputs	Output Description	Unit of Measure	Baseline	Baseline Year	Means of verification		2020	2021	EOP		2020	2021	EOP	Theme	Fund	Flags
2.1 Mitigation study completed	Sector specific reports for 5 sectors	Studies (#)	0	2020	Report completion	P	0	5	5	P	28000	112000	140000	Sustainable Energy and Climate Change	FRC	
						P(a)			0	P(a)			0			
						A				A						
3 Technical Support						Physical Progress				Financial Progress						
Outputs	Output Description	Unit of Measure	Baseline	Baseline Year	Means of verification		2020	2021	EOP		2020	2021	EOP	Theme	Fund	Flags
3.1 Methodologies designed/strengthened	Case studies, methodological inputs	Methodologies (#)	0	2020	Case studies and inputs transmitted to IDB and MDB working group	P	0	20	20	P	8000	20000	28000	Sustainable Energy and Climate Change	FRC	
						P(a)			0	P(a)			0			
						A				A						
3.2 Methodologies designed/strengthened	Support to secretariat of GHG working roup	Methodologies (#)	0	2020	Support to Secretariat's budget	P	0	0	0	P	5000	15000	20000	Sustainable Energy and Climate Change	FRC	
						P(a)			0	P(a)			0			
						A				A						

Other Cost

Total Cost

	2020	2021	Total Cost
P	\$111,000.00	\$259,000.00	\$370,000.00
P(a)			
A			

 CRF Indicator

 Standard Output Indicator