








Results Matrix

Outcomes										
Outcome:	1 Increased support for (gender-responsive) innovation (Intermediate Outcome 5 of CCPF RM)									
Indicators	Flags*	Unit of Measure	Baseline	Baseline Year	Means of verification		2021	2022	2023	EOP
1.1 No. of public and private institutions strengthened supporting (gender-responsive) productivity and innovation		# entities	0.00	2021	Review formal agreement established among the participating entities.	P	0.00	0.00	1.00	1.00
						P(a)	0.00	0.00	1.00	1.00
						A				
Outcome:	2 Increased innovation and technology adoption in firms (Outcome 2 in CCPF RM)									
Indicators	Flags*	Unit of Measure	Baseline	Baseline Year	Means of verification		2021	2022	2023	EOP
2.1 Number of benefiting firms supported		#firms	0.00	2021	Project Monitoring Reports (RM)	P	0.00	0.00	3.00	3.00
						P(a)	0.00	0.00	3.00	3.00
						A				
	Disaggregation Categories						2021	2022	2023	EOP
	Number of benefiting WOF supported					P	0.00	0.00	2.00	2.00
						P(a)	0.00	0.00	2.00	2.00
						A				

 CRF Indicator

Outputs: Annual Physical and Financial Progress

1 Institutional Strengthening of the IMA						Physical Progress					Financial Progress					Theme	Fund	Flags
Outputs	Output Description	Unit of Measure	Baseline	Baseline Year	Means of verification	2021	2022	2023	EOP	2021	2022	2023	EOP					
1.1 Institutional development plan designed	Institutional Strategy and Action Plan Developed	Plans (#)	0	2021	Project Monitoring Report	P	0	1	1	2	P	6000	12000	12000	30000	Institutional Development	CCP	
						P(a)	0	1	1	2	P(a)	6000	12000	12000	24000			
						A					A							
1.2 Training workshops delivered	Institutional Training and workshops to build the IMA institutional capacity to support startups and innovative firms	Workshops (#)	0	2021	Project Monitoring Report	P	0	3	0	3	P	4000	8000	8000	20000	Institutional Development	CCP	
						P(a)	0	3	0	3	P(a)	4000	8000	8000	16000			
						A					A							
1.3 Supervision reports completed	Supervision and coordination of the Innovation Challenge and oversight of the Five firms supported via technical assistance	Reports (#)	0	2021	Project Monitoring Report	P	0	4	0	4	P	4000	8000	8000	20000	Gender and Diversity	CCP	
						P(a)	0	4	0	4	P(a)	4000	8000	8000	16000			
						A					A							
1.4 Tools designed/strengthened	Development methodologies and tools to facilitate the supervision of consulting services needed to implement the contest	Tools (#)	0	2021	Project Monitoring Report	P	0	1	1	2	P	4000	8000	8000	20000	Institutional Development	CCP	
						P(a)	0	1	1	2	P(a)	4000	8000	8000	16000			
						A					A							
1.5 Supervision reports completed	Knowledge Dissemination including progress reports with lessons learned from the Blue Economy Innovation Challenge	Reports (#)	0	2021	Knowledge Dissemination Report	P	0	1	1	2	P	2000	4000	4000	10000	Regional Integration	CCP	
						P(a)	0	1	1	2	P(a)	2000	4000	4000	8000			
						A					A							
2 Support to Startups and Innovative Firms						Physical Progress					Financial Progress					Theme	Fund	Flags
Outputs	Output Description	Unit of Measure	Baseline	Baseline Year	Means of verification	2021	2022	2023	EOP	2021	2022	2023	EOP					
2.1 Institutional development plan implemented	Actions plans implemented through the design and implementation of a Business Support Intermediaries (BSI)	Plans (#)	0	2021	Project Monitoring Report	P	0	0	3	3	P	56000	224000	280000	560000	Institutional Development	CCP	
						P(a)	0	0	3	3	P(a)	56000	224000	280000	504000			
						A					A							
2.2 Pilot interventions implemented	Implementations of pilot projects by firms through the design and implementation Technology and Digital Adoption Program	Pilots (#)	0	2021	Project Monitoring Report	P	0	0	3	3	P	24000	96000	120000	240000	Institutional Development	CCP	
						P(a)	0	0	3	3	P(a)	24000	96000	120000	216000			
						A					A							

Other Cost

Total Cost

	2021	2022	2023	Total Cost
P	\$100,000.00	\$360,000.00	\$440,000.00	\$900,000.00
P(a)	\$100,000.00	\$360,000.00	\$440,000.00	\$800,000.00
A				

 CRF Indicator

 Standard Output Indicator