







Results Matrix

Outcomes

Outcome:	1 Indicators for green social housing strengthened									
Indicators	Flags*	Unit of Measure	Baseline	Baseline Year	Means of verification		2022	2023	2024	EOP
1.1 indicators for social housing include green elements and are used to monitor housing program from the ministry.		#indicators	0.00	2022		P	0.00	2.00	2.00	4.00
						P(a)	0.00	2.00	2.00	4.00
						A	0.00			0.00

 CRF Indicator

Outputs: Annual Physical and Financial Progress

1 Development of a Social and Environmental Seal for Housing						Physical Progress					Financial Progress							
Outputs	Output Description	Unit of Measure	Baseline	Baseline Year	Means of verification		2022	2023	2024	EOP		2022	2023	2024	EOP	Theme	Fund	Flags
1.1 Project proposal developed	Proposal to implement a social and environmental trademark for social housing	Proposals (#)	0	2022	Reporting of program execution	P	0	0	1	1	P	0	20000	0	20000	Sustainable Cities	W2A	
						P(a)	0	0	1	1	P(a)	0	20000	0	20000			
						A	0			0	A	0			0			
1.2 Action plans implemented	Short term action plan implemented during TC execution	Action Plans (#)	0	2022	Reporting of program execution	P	0	0	1	1	P	0	0	50000	50000	Institutional Development	W2A	
						P(a)	0	0	1	1	P(a)	0	0	50000	50000			
						A	0			0	A	0			0			
2 Strengthening Urban Planning						Physical Progress					Financial Progress							
Outputs	Output Description	Unit of Measure	Baseline	Baseline Year	Means of verification		2022	2023	2024	EOP		2022	2023	2024	EOP	Theme	Fund	Flags
2.1 Project proposal developed	Proposal for an incremental territorial management system	Proposals (#)	0	2022	Reporting of program execution	P	0	0	1	1	P	0	25000	0	25000	Sustainable Cities	W2A	
						P(a)	0	0	1	1	P(a)	0	25000	0	25000			
						A	0			0	A	0			0			
2.2 Training workshops delivered	Training on how to manage and use the new system	Workshops (#)	0	2022	Reporting of program execution	P	0	2	2	4	P	0	0	75000	75000	Sustainable Cities	W2A	
						P(a)	0	2	2	4	P(a)	0	0	75000	75000			
						A	0			0	A	0			0			
3 Consolidation of Titling in Urban Areas						Physical Progress					Financial Progress							
Outputs	Output Description	Unit of Measure	Baseline	Baseline Year	Means of verification		2022	2023	2024	EOP		2022	2023	2024	EOP	Theme	Fund	Flags
3.1 Pilot interventions implemented	Titling pilot with a focus on women, people with disabilities, and LGBTQ+ people.	Pilots (#)	0	2022	Reporting of program execution	P	0	0	1	1	P	0	0	80000	80000	Social Development	W2A	
						P(a)	0	0	1	1	P(a)	0	0	80000	80000			
						A	0			0	A	0			0			

Other Cost

Total Cost

	2022	2023	2024	Total Cost
P		\$45,000.00	\$205,000.00	\$250,000.00
P(a)		\$45,000.00	\$205,000.00	\$250,000.00
A				